



ESCALERA MANHANDLER SUPREME BATTERY-POWERED STAIR CLIMBING HAND TRUCK

Escalera stair climbing appliance dollies are constructed of a tough tempered aluminum alloy, making them stronger than magnesium but lighter than steel. All Escalera stair climber hand trucks are 24 inches wide and range in size from 60" to 72" tall. Every Escalera Manhandler ships with the sealed gell-cell battery, automatic battery charger and one automatic rewind safety strap included. There are two weight capacities of Escalera stair climbers, 700 lbs. and 1,200 lbs.

- Tempered aluminum alloy inter-locking box frame
- 24" W x 4" D nose plate
- Lifts 700 lbs. up a flight of stairs in 1 minute
- 12 volt motor with 1/2 horsepower
- Charges from standard 110v outlet
- Automatic rewind strap standard
- Gell-cell maintenance free battery
- Overnight recharge will run for several hours

700 lb. CAPACITY

Model # MS-60 60" H

Model # MS-66 66" H

Model # MS-72 72" H

1,200 lb. CAPACITY

Model # MS-1-66 66" H

Model # MS-1-72 72" H


ACCESSORIES

- BWA-1** Big Wheel Attachment. Converts truck to a tilt-back 4-wheel hand truck with 10" x 4" pneumatic tires.
- RLS-1** Retractable Load Supporter. Converts truck to a tilt-back hand truck with retractable swivel casters.
- SCA-1** Swivel Caster Attachment. Attaches to the top of the hand truck, allowing it to be laid down as a flat dolly.
- RW-1** Factory Installed Rewind Strap. 12' x 2" nylon strap.
- BAR-1** Barrel Attachment. Concave braces stabilizes barrels and drums.
- 621** Sealed Replacement Battery.

Lifting Feet

Glide Belts

Easily move loads up and down all types of stairs.



YEATS STANDARD APPLIANCE DOLLY

Aluminum alloy modular construction with I-beam frame rails. Curved cross members, ratchet controlled strap, roller bearing wheels, caterpillar glide belts, top and side hand holds, with heavy felt padding. 2" x 5" wheels. The industry standard.

59" high. 37.5 lbs. 500 lb. capacity

Model # M7 With felt padded rails

Model # M7P With plastic padded rails

**YEATS DELUXE APPLIANCE DOLLY**

Designed for both short and tall appliances, this two-strap model holds any size appliance firmly against the frame. Featuring two ratchets and straps. Aluminum alloy modular construction with I-beam frame rails. Curved cross members, ratchet controlled strap, roller bearing wheels, caterpillar glide belts, top and side hand holds, with heavy felt padding. 2" x 5" wheels. (Special order only) 59" high. 40.5 lbs. 500 lb. capacity

Model # M14 With felt padded rails

Model # M14P With plastic padded rails


**YEATS SHORTY DOLLY**

The shorty is made especially for handling TV sets, room air conditioners and similar appliances. Extra handy for use with small trucks, pick-ups and SUVs. Has all the construction features of the standard YEATS models.

2" x 5" wheels. (Special order only)

47" high. 32 lbs. 500 lb. capacity

Model # M5 With felt padded rails



YEATS FREEZER DOLLY

This extra tall dolly is perfect for those taller, heavy loads. Aluminum alloy modular construction with I-beam frame rails. Curved cross members, ratchet controlled strap, roller bearing wheels, caterpillar glide belts, top and side hand holds, with heavy felt padding. Equipped with two straps and ratchets, plus four wheels for rolling heavy loads. 2" x 5" wheels. (Special order only) 72" high. 50 lbs. 500 lb. capacity

Model # M9

With felt padded rails

YEATS LONG FRAME DOLLY

Designed for large freezers and refrigerators. Excellent for large commercial boxes. Aluminum alloy modular construction with I-beam frame rails. Curved cross members, ratchet controlled strap, roller bearing wheels, caterpillar glide belts, top and side hand holds, with heavy felt padding. Equipped with two straps and ratchets. 2" x 5" wheels. (Special order only) 64" high. 44 lbs. 500 lb. capacity

Model # M16

With felt padded rails

BIG WHEEL ATTACHMENT

Ease the handling of extra heavy loads with this balloon tire attachment. 10' wheels with long wearing ball bearings. Large turnbuckle allows quick attachment in the field. Rolls heavy loads smoothly and easily. Fits all Yeats appliance dollies.

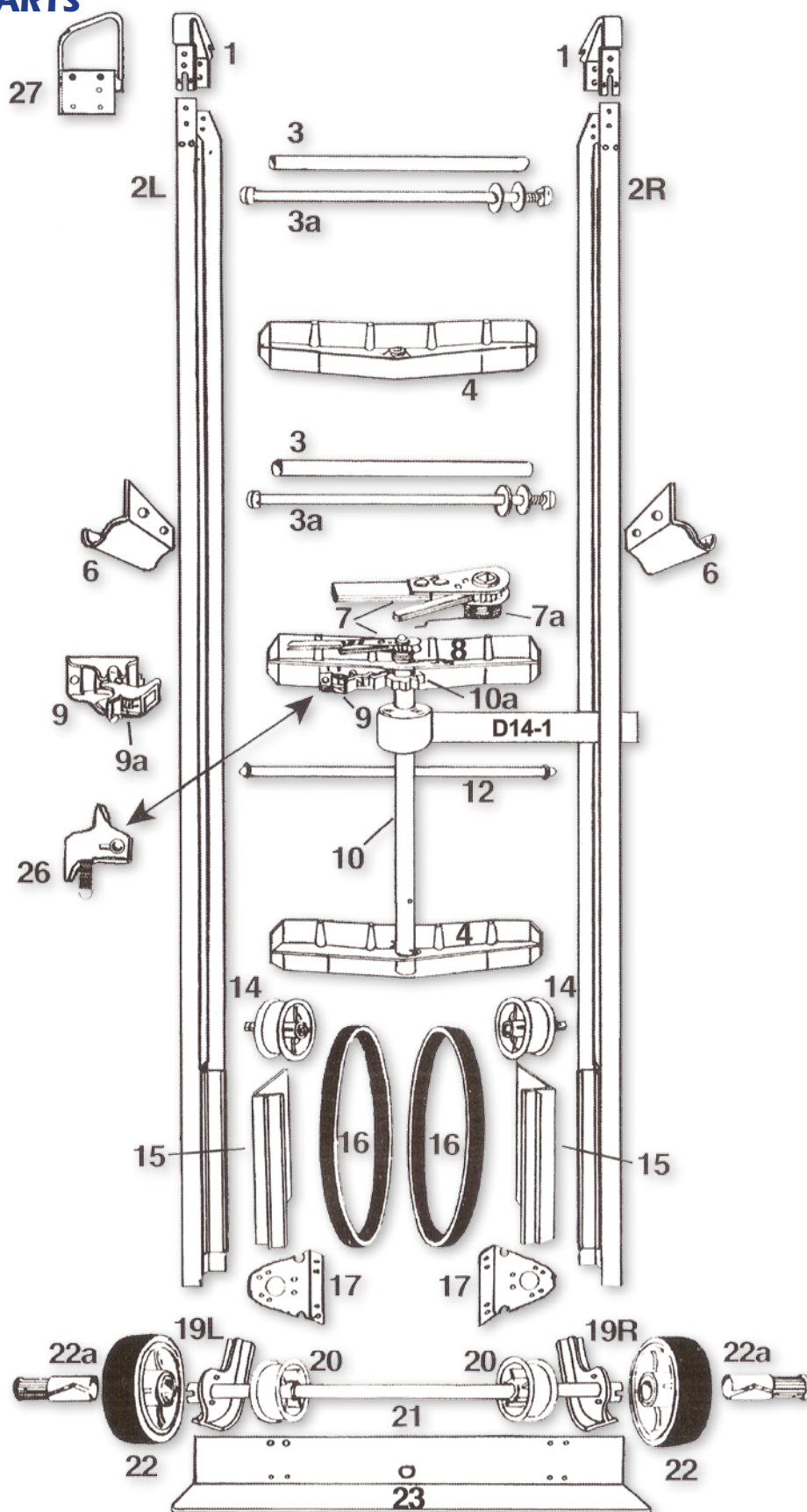
Model # 33

**ON & OFF
IN 30 SECONDS!**



YEATS APPLIANCE DOLLY PARTS

- Y1** Top Handle
- Y2** Side Rail w/ Top and Side Handles (Specify Left or Right)
- Y3** Spacer
- Y3-A** Spacer Bolt
- Y4** Cross Member
- Y6** Side Handles
- Y7** Ratchet Handle (w/ Spring)
- Y7-A** Ratchet Return Spring
- Y8** Cross Member (w/ Thumb Latch)
- Y9** Thumb Latch (w/ Bracket & Spring)
- Y9-A** Thumb Latch Spring
- Y10** Shaft & Holding Gear (Specify Model & Location)
- Y10-A** Holding Gear w/ Pin
- D14-1** Dolly Strap (Webbing)
- Y12** Strap Support Rod
- Y14** Top Pulley
- Y15** Glide Belt Slide
- Y16** Glide Belt
- Y17** Axle Bracket
- Y18** Nose Plate Extension (Not Shown 24" W x 8" D)
- Y19L** Side Rail Base, Left
- Y19R** Side Rail Base, Right
- Y20** Lower Pulley
- Y21** Axle
- Y22** 5" Wheel, Complete w/ Bearing
- Y22-AB** Wheel Bearing & Sleeve
- Y23** Nose Plate
- Y24-A** Felt Pad Set (Complete w/ Cement)
- Y24-B** Lower Felt Pad (For Nose Plate)
- Y24-C** Upright Felt Pad
- Y24-D** Center Felt Pad
- Y25-C** Upright Plastic Pad (Specify Left or Right)
- Y26** Thumb Latch w/ Spring
- Y27** Replacement Top Handle





ESCORT MAGNESIUM DOLLIES

Lighter than steel or aluminum, the MRT appliance dolly features a two piece web strap with an automatic recoil ratchet strap tightener. Non-marking rubber rail pads and felt covered cross members offer superior protection. Roller bearing stair crawler tread.

2" x 6" rubber wheels. 500 lb. capacity

Model # MRT-60 60" H 41 lbs.



ESCORT STEEL APPLIANCE DOLLY

Durable welded tube-steel construction for durability. Two-piece web strap with an automatic recoil ratchet strap tightener. Non-marking rubber rail padding offers superior protection. Roller bearing crawler tread.

2" x 6" rubber wheels. 48 lbs. 750 lb capacity

Model # SRT-60 60" H 51 lbs.



ESCORT 'BIG RED' APPLIANCE DOLLY WITH KICK BACK WHEELS

This appliance dolly features two retractable 3 1/2" swivel casters to aid in balancing heavy loads. Durable welded tube-steel construction for durability. Two-piece web strap with an automatic recoil ratchet strap tightener. Non-marking rubber rail padding offers superior protection. Roller bearing crawler tread.

2" x 6" rubber wheels. 1,200 lb. capacity

*Kick back wheels aid with load balance only, not for load bearing.

Model # SRT-M-60 60" H 70 lbs.

Model # SRT-M-66 66" H 72 lbs.

Model # SRT-M-72 72" H 74 lbs.



ESCORT APPLIANCE DOLLY PARTS

CRAWLER TREAD

Model # D23 V-belt (#50200)

PADDING

Model # EP-2 Rubber and Felt Set
(For SRT-M-60, S2SM-60)

Model # EP-2A Rubber and Felt Set
(For SRT-M-66, S2SM-66)

Model # EP-2B Rubber and Felt Set
(For SRT-M-72, S2SM-72)

Model # EP-3 Rubber and Felt Set
(For MRT, M2ST, MR, MRT-2R,
MRT-M-60)

Model # EP-9 Footplate Felt w/ Glue

Model # EP-11 Rubber Strip each
(For SRT, S2ST)

Model # EP-12 Rubber Strip each
(For MRT-60)

Model # EP-13 Rubber Strip each
(For SRT-M-66)

Model # SRT-M-STRIPS Rubber Strip each
(1" X 63" For all SRT-M dollies)

RATCHETS

Model # ER-1A 17" Ratchet Assembly w/o Paw
(For MR and SR)

Model # ER-1B 20" Ratchet Assembly w/o Paw
(For MR and SR)

Model # ER-3 Holding Paw w/ Hardware
(#50209)

Model # ER-5 Recoil Spring (#50210)

Model # ER-6 Handle Return Spring

Model # ER-7 Collar w/ Set Screw

Model # ER-8A Spring Housing and Cap

Model # EBWA-S Escort Steel Big Wheel Attachment
w/ 10" Pneumatic Wheels

FRAME PARTS

Model # 50254 Magnesium Right Side Rail
w/ Handles (For MRT, MR)

Model # 50255 Magnesium Left Side Rail
w/ Handles (For MRT, MR)

Model # EF-4 Top Handle w/ Hardware
(#50215)

Model # EF-5 Side Handle w/ Hardware
(#50262)

WHEELS AND CASTERS

Model # 50213 6" x 2" x 5/8"
(For SRT, SST)

Model # EW-16 8" x 2" x 3/4"
(For SRT-MM, S2SM)

Model # EW-6 3 1/2" Swivel Caster w/ Hardware

STRAPS

Model # S-2 2" Strap w/ Roller Buckle (#50206)
(For M2ST, S2ST)

Model # ES-3 2" Strap w/ Hook Buckle (#50207)
(For MRT, SRT, SRT-M)

RENTAL
EQUIPMENTMOVING
EQUIPMENTFURNITURE
PADSWAREHOUSE
EQUIPMENTAPPLIANCE
DOLLIESHAND
TRUCKSVAN
EQUIPMENTCARGO
CONTROLRAMPS/
WALK BOARDS

FORMS

LABELS

BOXES

PACKING
MATERIAL



DUTRO APPLIANCE DOLLY WITH KICK BACK WHEELS

Welded tube-steel construction. Ratchet style strap assembly easily secures load. Tread and bearing stair rollers. Rubber rail padding. Retractable 3 1/2" swivel casters aid in balancing heavy loads. 800 lb. capacity

*Kick back wheels aid with load balance, not for load bearing.

Model # D1420SO 58" H 78 lbs.



HEAVY DUTY DUTRO APPLIANCE DOLLY WITH KICK BACK WHEELS

Welded tube-steel construction. Ratchet style strap assembly easily secures load. Tread and bearing stair rollers. Rubber rail padding. Retractable 3 1/2" swivel casters aid in balancing heavy loads.

1,200 lb. capacity

*Kick back wheels aid with load balance, not for load bearing.

Model # D1166A 66" H 85 lbs.

HEAVY DUTY TALL DUTRO TWO-STRAP APPLIANCE DOLLY WITH KICK BACK WHEELS

The appliance dolly for moving taller items. Made to the same great specs as the D1166A, only taller. Two straps hold big loads securely in place.

1,200 lb. capacity

*Kick back wheels aid with load balance, not for load bearing.

Model # D1172B 72" H 89 lbs.



'BRUTE' EXTRA HEAVY DUTY DUTRO APPLIANCE DOLLY WITH KICK BACK WHEELS

The special heavy duty appliance dolly from Dutro. Welded tube-steel construction. Two offset style strap assemblies easily secure heavy loads. Tread and bearing stair rollers. Rubber rail padding. Retractable 2 1/2" x 10" wheels can support the entire load, allowing the user to tilt back the truck to clear doorways, curbs and other obstacles. Wide kick back wheels offer superior stability. 1,600 lb. capacity

Model # D1872 72" H 105 lbs.



'BRAWNY BRUTE' EXTRA HEAVY DUTY DUTRO APPLIANCE DOLLY WITH KICK BACK WHEELS

The special heavy duty appliance dolly from Dutro. Welded tube-steel construction. Top ratchet arm style strap assembly easily secures heavy loads. The only truck with a standard safety brake. Tread and bearing stair rollers. Rubber rail padding. Retractable 2 1/2" x 10" wheels can support the entire load, allowing the user to tilt back the truck to clear doorways, curbs and other obstacles. Wide kick back wheels offer superior stability. 1,600 lb. capacity

Model # D1888 72" H 105 lbs.





DUTRO 1500 SERIES APPLIANCE DOLLY

Quality arc-welded construction. Light, extra-strength, tubular steel. Smooth, flat, durable, all weather, non-marking bumpers. Stair rollers with V belts on roller bearings. Ratchet style strap assembly. 2" x 5" mold-on rubber wheels. 700 lb. capacity

Model # D1504 58" H 47 lbs.



DUTRO 1400 SERIES APPLIANCE DOLLY

Quality arc-welded construction. Light, extra-strength, tubular steel. Smooth, flat, durable, all weather, non-marking bumpers. Stair rollers with V belts on roller bearings. Ratchet style strap assembly.

2 1/2" x 8 1/2" solid rubber wheels. 800 lb. capacity

Model # D1404 58" H 59 lbs.



DUTRO 1280 SERIES APPLIANCE DOLLY

Quality arc-welded construction. Light, extra-strength, tubular steel. Smooth, flat, durable, all weather, non-marking bumpers. Stair rollers with V belts on roller bearings. Offset style strap assembly.

2 1/2" x 8 1/2" solid rubber wheels. 700 lb. capacity

Model # D1289 58" H 58 lbs.



DUTRO ALL-PURPOSE ECONOMY APPLIANCE DOLLY

The affordable, multi-use hand truck. All steel construction. Smooth, flat, durable, all weather, non-marking bumpers. Stair rollers with V belts on roller bearings. Offset style strap assembly.

2 1/2" x 8 1/2" solid rubber wheels. 700 lb. capacity

Model # D1291 59" H 58 lbs.



DUTRO REPLACEMENT PARTS

Model # D14	Adjustable Strap Holder
Model # D14-1	Strap
Model # D21	Stair Roller
Model # D23	V-belt (Replacement Glide Belt)
Model # D30	Ratchet Handle
Model # D31	Ratchet Handle Spring
Model # D32	Gear Holding Pawl
Model # D35	Hex Bar Ratchet Shaft
Model # D38	Complete Ratchet Assembly
Model # D40	Hex Shaft w/ Slide Bar
Model # D40-1	Ratchet Gear
Model # D40-4	Slide Bar Ratchet Assembly (parts 14 & 32)
Model # D70	Upright Bumpers
Model # D71	Cross Piece Bumpers
Model # DW1500	5" x 2" x 5/8" Roller Bearing Wheels
Model # DW1400	8" x 2 1/2" x 5/8" Roller Bearing Wheels

