

CDS RENTAL EQUIPMENT

As the premier supplier of rental equipment to the professional moving industry, CDS offers quality equipment with unparalleled service. Since our beginnings in 1981, our commitment to our customers has been paramount. We realize that the best service we can provide is to listen to your needs and find a way to meet them. With our own manufacturing facilities, we are able to provide innovative products to meet the needs of the modern office move while ensuring the highest of quality control. Our fleet of CDS trucks ensure that you get the equipment you need when and where you need it. When you need the best rental moving equipment with quality customer service, look no further than CDS Moving Equipment.

Fleet of Delivery Vehicles · Job Site Delivery Quality Equipment · Huge Inventory Rent-To-Own · Experienced Staff



GENIE LIFT

Telescoping mast system
Collapsed Height 7' 2"
Lifting Height 24'
650 lb Weight Capacity
Manual Winch System



ESCALERA MANHANDLERS

Battery-powered
stair-climbing
appliance hand truck



EZ CRATE MOVING SYSTEM

27" x 17" x 12"
4 box rental includes
1 plastic dolly.
Hanging bars for files
available by request.



SPIDER CRANE

Air Suction Lift
File Cabinet Mover
Move Loaded Cabinets
1,000 lb. Capacity



LIBRARY CARTS

3 shelves on each side
(six shelves total)
non-marring
swivel casters
24" D x 45" W x 54" H



MACHINE CARTS

3 shelves
non-marring
swivel casters
21" D x 45" W x 54" H
24" D x 48" W x 54" H
(24" in No. Calif only)



WOODEN TUBS

non-marring
swivel casters
30 1/2" L x 40" W x 29" D



COMPUTER CARTS

2 fully carpeted shelves
non-marring
swivel casters
25" D x 40" W x 40" H



KICK PLATE CARTS

6 bins
non-marring
swivel casters
48" L x 28" W x 52 1/2" H



HAND TRUCKS

500 lb. capacity



APPLIANCE DOLLIES

750 lb. capacity



HEAVY DUTY APPLIANCE DOLLIES

1,200 lb. capacity



ROL-A-LIFT

Model # M4
4,000 lb. capacity
2 straps included
with rental



4-WHEEL DOLLIES

19" x 32"
carpeted platforms
non-marring
swivel casters



RUBBER CAPPED 4-WHEEL DOLLIES

18" x 30"
non-marring
swivel casters
(Available in Chicago only)



DESK RISERS

19" L x 32" W x 7" H
fits our carpeted
4-wheel dolly



PANEL DOLLIES

3 bars with
carpeted base
non-marring
swivel casters
27" x 31" base



MASONITE WITH CART

32" x 48" sheets
with panel dolly
non-marring
swivel casters



GARMENT RACKS

4" casters
2 locking wheels
63" L x 24" W x 74"H



FURNITURE PADS

72" X 80"
premium pads
blue/blue



PALLET JACKS

5,500 lb. capacity
27" W x 48" L



RAMPS

10', 12', 14', 16'
aluminum ramps
39" outer width
37" inside width



LIFTING PLATFORMS

48" x 96"
or 60" x 120"
can be loaded
from 3 sides



RENTAL EQUIPMENT

MOVING EQUIPMENT

FURNITURE PADS

WAREHOUSE EQUIPMENT

APPLIANCE DOLLIES

HAND TRUCKS

VAN EQUIPMENT

CARGO CONTROL

RAMPS/WALK BOARDS

RETAIL MATERIAL

BOXES

PACKING MATERIAL

LABELS

- A -

A-Frame 7
 Air Freight Containers 83
 All Purpose Strap 61
 Almond Stick 53
 Aluminum Curb Ramp 49, 69
 Aluminum Ramps 70-72
 Appliance Mats 52
 Auto-Loader Ramps 72
 Auto Tie Downs 60

- B -

B&P Handtrucks 44-49
 Back Support Belt 54
 Beam Sockets 65
 Bicycle Box 83
 Boxes 82
 Box Hand Trucks 43
 Branding Iron 31
 Brass Stencils 31
 Bubble Wrap 84-85
 Bunjee Cords 61

- C -

Cargo Bars 66
 Cargo Hoops 66
 Carpet Runners 52
 Carpet Shield (Carpet Mask) 53
 Casters 11
 CDS Locations 91
 Chain (For Tie-Down) 68
 Chair Cover 23
 Commercial Movers' Labels 16, 88
 Computer Cart 8
 Computer Keyboard Bags 12, 84
 Computer Monitor Bags 12, 84
 Container Security Seals 25
 Corner Clamps (For Vaults) 24
 Corrugated Boxes 82
 Corrugated Sheets 85
 Cover Grip Floor Runners 52
 Crating Lumber 26
 Curb Ramps 49, 69
 Cushion Foam 85
 Cushion Pack 85
 Custom Strap Assemblies 62-63

- D -

Decking Beams 65
 Deluxe Hardwood 4-wheel Dolly 7
 Dock boards 75
 Dolphin Foam 85
 Dolly A-Frame 7
 Dolly Tow Hook 7
 Double Numbered Inventory Tape 88
 Dutro Appliance Dollies 38-41
 Dutro Hand Trucks 42

- E -

Economy Hand Truck 43
 Emtek Ramps 71-72
 Escalera Manhandler 32
 Escort Appliance Dollies 36
 Escort Dolly Parts 37
 E-Track Rails 65
 Extra Heavy Duty 4-wheel Dolly 6
 Extra Heavy Duty Hand Truck 43
 EZ Crate 15
 EZ Crate Seals 14
 EZ Glide 52
 EZ Off Hand Truck 43
 EZ Picture Foam Corners 84
 EZ Truck Pack 25, 83
 EZ Wrapper Rings (For Stretch Wrap) 84

- F -

Fairbanks Pry Bars 17
 Fat Ivan 13
 Fiberglass Ladder 51
 Flat-bed Straps 66-67
 Flat Screen Monitor Bags 12, 84
 Floor Runners 52
 Fiberglass Ramps 72-73
 Fire Extinguishers 54
 First Aid Kits 54
 Foam Picture Corners 85
 Folding Ramps 69
 Forearm Forklift 50
 Form Holder 53
 Four-wheel Dollies 6
 Fragile Labels 88
 Furniture Covers (Cloth) 22-23
 Furniture Covers (Polyethylene) 87
 Furniture Pads 20-23
 Furniture Pad Pallet 51
 Furniture Skates 16

- G -

Glassine 85
 Gloves 54

- H -

H-Style Dolly 6
 Hand Trucks 43
 Hardwood 4-wheel Dolly 7
 Heavy-Duty 4-wheel Dolly 6
 Hold Baggage Containers 83
 Hump Strap 53

- I -

Inventory Tape 88
 Ironclad Gloves 54

- J -

Johnson Bars (J-Bars) 17

- K -

Keyboard Bags 12, 84
 Kick Plate Cart 9
 King-Pin Lock 56
 Kraft Paper 85

- L -

Labels 16, 88
 Ladders 51
 Library Carts 8-9
 Lifting Platforms 17
 Lift Van (Type II) 25
 Load Binders 68
 Load Lock Bars 66
 Locks 56, 80
 Lock Chains 56
 Long Rail Rubber Capped Dolly 6
 Love Seat Cover 22
 Low Profile Dolly 7
 Lumber 26

- M -

Machine Cart 8
 Maps to CDS 91
 Manhandler Appliance Dolly 32
 Masonite 3, 12
 Masterlocks 56
 Mattress Carrier 50
 Melcher Ramps 72-73
 Mini Cargo Ratchet Strap 61



Mobile Strapping Dispenser . 28-29
 Mobile Dock 74
 Monitor Bags 12, 84
 Motorcycle Straps 61
 Movers' Labels 16, 88
 Moving Boxes 82

- N -

Newsprint 84

- O -

Office Dolly Riser 7
 Office Machine Cart 8
 Office Moving Dolly 6
 Office Moving Labels 16, 88
 One Man Dolly 11
 Overseas Container
 (Type II/Lift Van) 25

- P -

Packing Material 84-85
 Packing Tape 86
 Pad Pallet 51
 Padlocks 56, 80
 Padlock Chains 56
 Pallet Jacks 27
 Pallet Jack Stop 27
 Pallet Puller 27
 Pan Fittings 65
 Panel Dolly 10
 Panel Dolly Covers 10
 Paper Pads 84
 Parts Bags 87
 Parts Box 13, 82
 Peanut Pack 85
 Piano Board 19
 Picture Cart/Tub 9
 Picture Corners (Foam) 85
 Picture/Mirror Cartons 82, 83
 Plasma TV Boxes 83
 Plastic Box Moving System . . . 15
 Plastic Sheets/Furniture Covers . 87
 Plastic Strapping 29
 Platform Trucks 26
 Poly Mask 53
 Polyethylene Covers 87
 Pocket Dolly 19
 Portable Dock boards 75
 Pry Bars 17

- Q -

Quick Pack 12

- R -

Ramps 69-73
 Refrigerator Cover 23
 Rental Equipment 1-3
 Retail Packing Material 78-81
 Rigger's Set 17
 Rol-A-Lift 18
 Rolled Corrugated 85
 Rope 64
 Rope Tie Offs 60
 Rubber Bands 51
 Rubber Band Holder 51
 Rubber Capped Dolly 6
 Rubber Floor Runner 52
 Rubber Tension Ties 61
 Rug Runners 52

- S -

Safe Jack 18
 Safe Stride 69
 Safety Cones 55
 Safety Triangles 55
 Safety Vests 55
 Security Seals
 (For EZ Crate) 14
 Security Seals
 (Paper for Containers) 25
 Security Seals
 (Metal for Trailers) 57
 Shipping Containers 83
 Shoe Covers 13
 Shoulder Dolly 50
 Sofa Carton 83
 Sofa Cover 22
 Speed Pack 12
 Split Ramps 72
 Steel Piano Dolly (4-wheel) . . . 19
 Steel Plates 57
 Steel Platform Trucks 26
 Steel Strapping 28
 Stencil Supplies 30-31
 Stencil (Brass) 31
 Stencil Machine 31
 Storage Vault 24
 Strap Assemblies 58-63
 Strapping Tools 28-29

Stretch Wrap 84
 Stretch Wrap Dispenser Handles . 84
 Studio Strap 61
 Styrofoam Sheets 85

- T -

Table Top Cover 22
 Tape 86
 Tape Dispenser 86
 Tarps 67
 Tie-Down Chains 68
 Tie Webbing 64
 Tissue 85
 TL Plates 76-77
 Toggle Bolts 16
 Tow Hook 7
 Trailer Winches 67
 Truck-Loader Plates (TL Plate) . 76-77
 Truck Pack 25, 83
 Truck rope 64
 Tubs (Wooden) 9
 Type II (Lift Van) 25

- V -

V-board 84
 Vault 24
 Vault Clamps 24
 Vault Pallet Jack 27
 Velcro 86
 Visqueen 87

- W -

Walk Boards 57
 Washer Locks 85
 Waterproof Kraft Paper 85
 Web Belt 19
 Wheels (Handtrucks) 49
 Wheel Chocks 27, 55
 Winches (For Trailers) 67
 Winch Bar 68
 Wooden Platform Trucks 26
 Wooden Storage Vault 24
 Wooden Tub 9

- Y -

Yeats Dollies 33-34
 Yeats Parts 35

- Z -

Zip Ties 14

RENTAL EQUIPMENT | MOVING EQUIPMENT | FURNITURE PADS | WAREHOUSE EQUIPMENT | APPLIANCE DOLLIES | HAND TRUCKS | VAN EQUIPMENT | CARGO CONTROL | RAINPS/WALK BOARDS | RETAIL MATERIAL | BOXES | PACKING MATERIAL | LABELS

RENTAL EQUIPMENT
MOVING EQUIPMENT
FURNITURE PADS
WAREHOUSE EQUIPMENT
APPLIANCE DOLLIES
HAND TRUCKS
VAN EQUIPMENT
CARGO CONTROL
RAMPS/WALK BOARDS
RETAIL MATERIAL
BOXES
PACKING MATERIAL
LABELS



OFFICE MOVING DOLLY

THE BEST DOLLY ON THE MARKET! Frame is made from selected 2" x 4" fir, securely bolted together with fully carpeted 12" x 19" plywood platforms on each side. Designed for easy stacking and long, trouble-free life. Overall size 19" x 32". 900 lb. capacity.

Model # CD-C35 3 1/2" gray Colson non-marring, swivel, dual ball bearing casters.

Model # CD-C40 4" gray Colson non-marring, swivel, dual ball bearing casters.



RUBBER CAPPED DOLLY

Durable hardwood constructed frame, with extra-thick end rails covered with a molded rubber cap. Keeps furniture or pianos from sliding.

Overall size 18" x 30". 900 lb. capacity

Model # RCBF-C40 4" gray Colson non-marring, swivel, dual ball bearing casters.



CHICAGO LONG RAIL RUBBER CAPPED DOLLY

Durable hardwood constructed frame, with extra-thick end rails covered with a molded rubber cap. Keeps furniture or pianos from sliding.

Overall size 18" x 32". 900 lb. capacity

Model # LRRCBD-C35 3 1/2" gray Colson non-marring, swivel, dual ball bearing casters.



"H" STYLE DOLLY

Constructed of select hardwood and fitted with full length rubber tread for excellent gripping of metal file cabinets and desks.

Overall size 18" x 30". 900 lb. capacity.

Model # H-C35 3 1/2" gray Colson non-marring, swivel, dual ball bearing casters.

Model # H-C40 4" gray Colson non-marring, swivel, dual ball bearing casters.



EXTRA HEAVY DUTY DOLLY

Constructed of select hardwood rails with reinforced 12" x 19" carpeted ends.

Overall size 19" x 32". 1,600 lb. capacity

Model # CDHD-F4HD 4" heavy-duty Colson non-marring, swivel, polyurethane casters.



DELUXE HARDWOOD DOLLY

Tough hardwood construction with 5 1/2" x 18" carpeted end platforms.

Overall size 18" x 30". 900 lb. capacity.

Model # CE-C40 4" gray Colson non-marring, swivel, dual ball bearing casters.



LOW PROFILE PLATFORM DOLLY

Low profile flat carpeted dolly is made from 1" plywood to keep height to a minimum. Hand hole cut out on the side makes it easy to carry. Sits 5 3/4" from the ground.

Overall size 20" x 31". 500 lb. capacity.

Model # CDBK-C35 3 1/2" gray Colson non-marring, swivel, dual ball bearing casters



OFFICE DOLLY RISER

Fully carpeted, heavy-duty office dolly riser is designed for use on our most popular 4-wheel dollies. Fits securely. Will not shift during moves. Designed for easy stacking. 900 lb. capacity

Model # DR2032-5 5" high. Fits 19" x 32" dollies

Model # DR2032-7 7" high. Fits 19" x 32" dollies

Model # DR1830-7 7" high. Fits 18" x 30" dollies



DOLLY A-FRAME

A-frame fits securely on our Office Moving Dolly. Carpeted top and lower sides offer extra protection. Great for moving mirrors, picture frames, metal sheeting and masonite

Overall size 33" L x 22" W x 39" H. 900 lb. capacity.

Model # AF-2032 Fits 19" x 32" dollies.
*Shown on 4-wheel dolly.
Dolly not included.



DOLLY TOW HOOK

Durable steel hook allows use for easy pulling of loaded dollies over doorsills, up walk ramps, over gaps in elevators, etc.

Approximately 32" long.

Model # DTH-1



RENTAL
EQUIPMENT

MOVING
EQUIPMENT

FURNITURE
PADS

WAREHOUSE
EQUIPMENT

APPLIANCE
DOLLIES

HAND
TRUCKS

VAN
EQUIPMENT

CARGO
CONTROL

RAMPS/
WALK BOARDS

RETAIL
MATERIAL

BOXES

PACKING
MATERIAL

LABELS



OFFICE MACHINE CART

A sturdy wooden cart designed for office and library
Overall size 48" W x 54" H. 900 lb. capacity

Model # MC20-C35
(21" Deep)

3 1/2" gray Colson non-marring, swivel, dual ball bearing casters.
18.72 sq. ft.

Model # MC24-C35
(24" Deep)
(24" in No. Calif only)

3 1/2" gray Colson non-marring, swivel, dual ball bearing casters.



COMPUTER CART

Similar to our machine cart, this cart is designed with the modern computer office move in mind. This two-shelf cart is fully carpeted to protect delicate computer equipment.

Overall size 25" D x 48" W x 40" H (45" H w/casters)
900 lb. capacity

Model # CMC24-C40

4" gray Colson non-marring, swivel, dual ball bearing casters.
(24" x 45" shelf size)



EIGHT SHELF LIBRARY CART

This cart is designed specifically for the moving of books. This cart has four reinforced shelves on each side for the ease of loading. Shelves are back slanted to hold books in place. 13" height between shelves.

(30 linear feet of shelf space)

Overall size 24" D x 45" W x 54" H. 900 lb. capacity.

Model # LIB4S-C35

3 1/2" gray Colson non-marring, swivel, dual ball bearing casters.
(11.5" x 45" shelf size)



LIBRARY CART

This cart is designed specifically for the moving of books. There are three reinforced shelves on each side for the ease of loading. Shelves are back slanted to hold books in place. (21.5 linear feet of shelf space)
Overall size 24" D x 45" W x 54" H. 900 lb. capacity.

Model # LIB-C35 3 1/2" gray Colson non-marring, swivel, dual ball bearing casters.
(11 3/4" x 43" shelf size)



PICTURE CART/TUB

This all purpose cart can help make moving those troublesome items easy to move. Fill this cart with empty mirror boxes on your next move, and rapidly move pictures and mirrors safely, or load bulky items quickly on an industrial move.
Overall size 30 1/2" L x 40" W x 29" D. 900 lb. capacity.

Model # PC-C35 4" gray Colson non-marring, swivel, dual ball bearing casters.



KICK PLATE CART

Designed to move long, narrow items such as maps, rolled drawings, etc. Great for modular office furniture pieces such as kick plates and end caps.
Overall size 48" L x 28" W x 52 1/2" H.
6 bins are 14 1/2" x 12 1/2" each. 900 lb. capacity

Model # KPC-C35 3 1/2" gray Colson non-marring, swivel, dual ball bearing casters.



RENTAL
EQUIPMENT

MOVING
EQUIPMENT

FURNITURE
PADS

WAREHOUSE
EQUIPMENT

APPLIANCE
DOLLIES

HAND
TRUCKS

VAN
EQUIPMENT

CARGO
CONTROL

RAMPS/
WALK BOARDS

RETAIL
MATERIAL

BOXES

PACKING
MATERIAL

LABELS



PANEL DOLLY

Designed exclusively for the professional office and industrial mover and installer. Moves office partitions and panels fast and efficiently. Will hold up to 10 panels, or can be used for desk floor mats. Comes with protective carpeted base.

Overall size 27" L x 31" W x 38 1/2" H. 900 lb. capacity

Model # PD-C40 4" gray Colson non-marring, swivel, dual ball bearing casters.



PANEL DOLLY WITH REMOVABLE BARS

These dollies have the same size and features as our regular panel dollies, but with removable bars. This allows you to reconfigure the bars to meet different moving needs, or remove all of the bars and use it as a large flat dolly.

Overall size 27" L x 31" W x 38 1/2" H. 900 lb. capacity.

Model # PDR-C40 4" gray Colson non-marring, swivel, dual ball bearing casters.



PANEL DOLLY COVERS

Quilt-stitched covers fit on panel dolly bars to help protect delicate items during moves. Velcro closures allow use on panel dollies without removable bars. Show your customers you care while reducing damage claims.

Model # PD-C



ONE MAN DOLLY

Using a flat 4-wheel dolly for a base, the CHUSA DOLLY utilizes two side bars to secure the load. Each side has an adjustable arm which ratchets to the center of the dolly. This stabilizes items in a safe, secure, upright position for safe movement. Use the e-track strap over the top, to secure the load.

Includes: Carpeted 4-wheel dolly, side bars w/ quick-release mounts and one pull-tight strap

Model # CHUSA



TRIO PINE CASTERS

Model # T60

Dual ball bearing swivel caster with 6" x 2" mold-on rubber wheel. 500 lb. capacity

Model # T60-G

Dual ball bearing swivel caster (Gray) with 6" x 2" compound wheel. 500 lb. capacity

Model # T60R-G

Dual ball bearing rigid caster (Gray) with 6" x 2" compound wheel. 500 lb. capacity



Model # T60



Model # T60-G

COLSON CASTERS

Colson wheels roll easily and are very durable, like a hard wheel, yet they roll quietly, cushion the ride and protect floors like a soft wheel. The non-marring compound tire is permanently bonded to a durable polyolefin wheel core.

Model # C35

Dual ball bearing swivel caster with 3 1/2" x 1 1/4" wheel. 250 lb. capacity

Model # C40

Dual ball bearing swivel caster with 4" x 1 1/4" wheel. 250 lb. capacity

Model # C4HD

Dual ball bearing swivel caster with 4" x 1 1/2" wheel. 400 lb. capacity

Model # C50

Dual ball bearing swivel caster with 5" x 1 1/4" wheel. 325 lb. capacity

Model # C60

Dual ball bearing swivel caster (Black) with 6" x 2" wheel. 500 lb. capacity

Model # C60R

Dual ball bearing rigid caster (Black) with 6" x 2" wheel. 500 lb. capacity

Model # C60-G

Dual ball bearing swivel caster (Gray) with 6" x 2" wheel. 500 lb. capacity

Model # C60R-G

Dual ball bearing rigid caster (Gray) with 6" x 2" wheel. 500 lb. capacity



Model # C35



Model # C40



Model # C4HD



Model # C50



Model # C60



Model # C60R-G

RENTAL
EQUIPMENT

MOVING
EQUIPMENT

FURNITURE
PADS

WAREHOUSE
EQUIPMENT

APPLIANCE
DOLLIES

HAND
TRUCKS

VAN
EQUIPMENT

CARGO
CONTROL

RAMPS/
WALK BOARDS

RETAIL
MATERIAL

BOXES

PACKING
MATERIAL

LABELS



COMPUTER MONITOR BAGS

Protect the delicate screens on today's flat screen LCD and plasma monitors. Slip-over bags are offered in either foam or bubble wrap styles. Large sizes are designed to accommodate the most popular size monitors found in most office moves. 100 per case.

Model # FOAMFSMB2317.5	Foam Bag 23" X 17 1/2"
Model # FOAMFSMB3020	Foam Bag 30" x 20"
Model # FOAMFSMB4024	Foam Bag 40" x 24"
Model # FSMB2317.5	Bubble Bag 23" X 17 1/2"
Model # FSMB3327 50 per case	Bubble Bag 33 1/2" X 27 1/2"



KEYBOARD BAGS

Reusable anti-static keyboard bags are a must for office moves, offering dirt and liquid damage protection for computer keyboards. Zip-lock closure seals bag and allows you to reuse bags. Large 14" x 24" size accommodates the variety of computer keyboards found in today's office moves. 4 mil. 200 per case

Model # KB-1424



QUICK PACK/SPEED PACK

Constructed of heavy duty corrugated cardboard. Designed for moving odd sized pieces on office and industrial moves. Folds flat for storage.

Model # .QP-1	42" x 26" x 29 3/8" O.D. 450 lb. test double walled
Model # .SP-1	38" x 27 1/2" x 29" O.D. 80 lb. ect - triple wall (.SP-1 Available in Chicago Only)



MASONITE

1/4" thick hardboard.
1-smooth side/1-screen rough side.
(Cart not included)

Model # MS-4896	48" x 96"
Model # MS-4848	48" x 48"
Model # MS-3248	32" x 48"



WEDGE-IT

WEDGE-IT is the Worlds most versatile, portable, temporary, light weight door stop. It was designed by Emergency Service Personnel to hold doors open to a 90 degree angle from any of 3 different locations.

On top of the door - Over the hinge - On the floor

Ribbed construction - Indestructible

Bright choice of color. ORANGE or GREEN

Model # WEDGE-IT 2 1/2" x 3 1/2" x 2 1/8"



FAT IVAN

Created by a fireman, for fire fighters, now a mover must! For anyone that needs to keep a door open. Light weight corrosion resistant, engineered plastic and zinc plated steel. Safe secure design, never slips off a hinge.

In your pocket ready to go!

Model # FATIVAN 4" x 2" x 1"



PARTS BOX - OPEN FIRST

White Box with Red, and Black Print.

Great for hardware and important items needed. Easy to locate. More and more Van Lines are mandating their use.

25 per Bundle / 600 per Pallet 200# TEST

Model # .PBOX 12 1/2" X 12 1/2" X 12"



SHOE COVERS

Protect your customer's floor!

Lightweight, disposable slip-on shoe covers.

Skid resistant, universal size. (blue)

(NON-WOVEN/ONE SIZE FITS ALL)

Model # SC-200 100 pair per package



THE EZ CRATE MOVING SYSTEM

by
CDS MOVING EQUIPMENT

EFFICIENCY

With a large 3 cu ft. of storage space, the EZ Crate provides increased truckload capacity, reducing transportation and labor costs. No fumbling with collapsed boxes. Just load, lock and roll.

- Recessed Dolly and Box Top Holds Load Securely
- 70 lb. Weight Capacity
- One Year Warranty
- Environmentally Friendly
- Easy to Secure with Lock or Zip Ties
- Revenue Producing - Rent to Your Customers
- Foul Weather Protection

AFFORDABILITY

The EZ Crate is reusable, durable, easy to use and efficient. This translates into a significant overall cost savings that contributes to your overall bottom line.

EZ CRATE PLASTIC SECURITY SEALS


Tamper-proof security seals allow you to seal EZ Crates and secure its contents. 12", pull tight. Numbered. (Sold Separately)

Model # EZ-CRATE-SEAL

Package of 100

Model # ZIP TIES

Package of 100



Pack, Stack & Move

with the EZ Crate Moving System

by CDS Moving Equipment



The EZ Crate Moving System is the complete stackable plastic office moving box system, with lightweight molded plastic dolly.

The EZ Crate is designed to enhance the efficiency and performance of your moving service at half the cost of other products.

- Molded dolly and box system holds load securely, allowing boxes to be stacked 4 HIGH
- Large size: 27" x 17" x 12" = less trips
- One EZ Crate is equivalent to 2 auto-bottom boxes. (1 stack = 8 auto-bottom boxes)
- 3 1/2" Colson non-marring casters provide durability and a smooth ride
- Reusable, crushproof design



Available in custom colors with heat transfer logo. Minimum order required.



Hanging file rails make the EZ Crate Moving System perfect for office file moves.



Reinforced tie holes allow you to seal boxes with security seals, zip ties, or locks.

Safe, Secure and Always Survives . . .

it's the EZ CRATE MOVING SYSTEM

by CDS Moving Equipment

RENTAL EQUIPMENT

MOVING EQUIPMENT

FURNITURE PADS

WAREHOUSE EQUIPMENT

APPLIANCE DOLLIES

HAND TRUCKS

VAN EQUIPMENT

CARGO CONTROL

RAMPS/WALK BOARDS

RETAIL MATERIAL

BOXES

PACKING MATERIAL

LABELS



FURNITURE SKATES

Industrial grade for commercial use. A 6-inch disk of plastic with a slick base and a rubber nonskid top that slides office furniture on carpeted and other surfaces. Place a skate at every other glide and move entire work stations or build new furniture and panels on skates and move into place just two of the ways that the skate will make your move easier!

Model # FS-10 Package of 10



COMMERCIAL MOVERS' LABELS

Easy to see - easy to read - easy to use! Saves you time and money. Eliminate lost time and prevent placement problems on all commercial moves. Special adhesive is removable on most surfaces. (Always test before use) Pressure sensitive. Packaged & sold by the pack of 1,000 each color.

Ten attractive colors to choose from: black, blue, brown, green, grey, orange, pink, purple, red and yellow.

Model # 1012-"color" 3" x 2" sheets

Custom printed labels are available with minimum quantity orders.

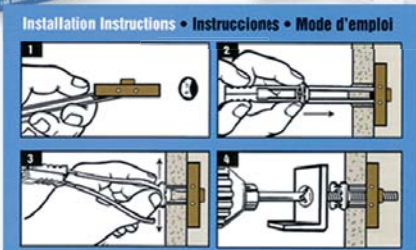


TOGGLER® TOGGLE BOLTS

The patented Toggler Toggle Bolt operates like no other. Each anchor has a one-piece steel anchoring channel, pivoted on durable installation legs. The sliding cap ratchets down the legs to securely "capture" the wall between the channel and the cap. The legs snap off easily, flush with the wall. Toggler brand toggle bolts are approved for use in critical U.S. Government installations. Easy to use - pre-installs without bolts.

Model # TBA 3/16" Toggler Bolt
100 pieces per box (screws sold separately)

Model # 1024300 10-24 screws
100 per bag



LIFTING PLATFORMS

When its not practical to move items on a freight elevator, our steel lifting platforms are the answer. Saves time and manpower. Allows movement from upper floors directly to your truck! With our exclusive design, loading can be accomplished from three directions. (special order only)

2,000 lb. capacity

Model # LP-4896 48" x 96"

Model # LP-60120 60" x 120"



FAIRBANKS PRY BARS

Our pry bars are made of kiln dried selected hardwood, finished to 1 3/4" thickness and coated with a lacquer finish. Wheels are steel, rib reinforced, precision bored, lubricated and smooth running. 5" diameter by 2" width. The lifting plate is 5/8" thick, 6" wide, 9" long, with a 3" nose and a beveled end.

With steel wheels

Model #	Length	Height	Capacity
Model # VE-25	5'	8"	3,500 lbs.
Model # VE-26	6'	8"	4,250 lbs.
Model # VE-27	7'	8"	5,000 lbs.

With rubber wheels

Model #	Length	Height	Capacity
Model # VE-25RW	5'	8"	3,500 lbs.
Model # VE-26RW	6'	8"	4,250 lbs.
Model # VE-27RW	7'	8"	5,000 lbs.



RIGGERS' SET

Move machinery and equipment with incredible ease and low cost economy. All models come standard with two handles and steel carrying case. (special order only)

Model #	Capacity/Set	Features
Model # K3RS-4	3 tons	4 swivel rollers
Model # K3RS-2/2	3 tons	2 rigid / 2 swivel
Model # K8RS-4	8 tons	4 swivel rollers



RENTAL
EQUIPMENT

MOVING
EQUIPMENT

FURNITURE
PADS

WAREHOUSE
EQUIPMENT

APPLIANCE
DOLLIES

HAND
TRUCKS

VAN
EQUIPMENT

CARGO
CONTROL

RAMPS/
WALK BOARDS

RETAIL
MATERIAL

BOXES

PACKING
MATERIAL

LABELS



ROL-A-LIFT

Roll-A-Lift is the practical way of moving bulky hard to handle loads. Use it to move safes, machines, crates, switch gear and more. Features heavy-duty steel construction. Swivel casters allow for ease of maneuverability. Hand operated hydraulic jacks offer easy lifting and controlled lowering of loads. Use optional ratchet straps with e-track to secure loads for stable moving. Straps not included.

Optional polyurethane wheels available.



Model # MJ Replacement Jack
 Model # SJH Jack Handle
 Model # 5N7H7H-12-144P2 12' Ratchet Strap

Model #	M-2	M-4	M4-6	M-6	M-8	M-10	M-12
Capacity/Pair	2,000 lbs.	4,000 lbs.	4,000-6,000 lbs.	6,000 lbs.	8,000 lbs.	10,000 lbs.	12,000 lbs.
Lift Height	5 1/8"	12"	12" - 6"	6"	6"	6"	6"
Wheels	Phenolic	Phenolic	Phenolic	Phenolic	Steel	Steel	Forged Steel
Wheel Size	5" x 2"	6" x 2"	6" x 2"	6" x 2"	8" x 2 1/2"	8" x 2 1/2"	8" x 2 1/2"
Overall Height	47 1/2"	44"	44"	42 1/2"	45"	45 1/2"	45 1/2"
Overall Width	22"	23"	23"	23"	23 1/8"	24"	24"
Weight	160 lbs.	325 lbs.	340 lbs.	335 lbs.	400 lbs.	438 lbs.	470 lbs.



STEEL PIANO DOLLY

Heavy-duty steel four-wheel dolly is perfect for moving pianos. Tube steel construction features two carpeted 18 3/4" x 6" platforms. 2" x 5" rubber wheels. Overall size 25" x 18 3/4". 950 lb. capacity

- Model # SCD-1350** with 4 rigid wheels
- Model # SCD-1355** with 2 rigid and 2 swivel casters



3-WHEEL POCKET DOLLY

The most versatile dolly on the market. Cupped design holds furniture legs in the center, or use it as a flat dolly. Durable steel construction. Three 2" swivel casters. Overall size 7" x 7" x 7". 375 lb. capacity each

Model # P303



PIANO BOARD

Solid hardwood bolted with rust-proof hardware. Canvas covered top and end pieces. Grip handles on both sides. E-track fittings for secure strapping. Standard length 6'.

Model # PB-6ET



WEB BELT

Extra heavy-duty 2" wide, 3-ply white cotton webbing, complete with roller buckle.

- Model # VE-15S** 15' standard strap for piano boards with slot holes
- Model # VE-20S** 20' standard strap for piano boards with slot holes
- Model # VE-14ET** 14' strap with e-track fittings for piano boards with e-track



RENTAL
EQUIPMENT

MOVING
EQUIPMENT

FURNITURE
PADS

WAREHOUSE
EQUIPMENT

APPLIANCE
DOLLIES

HAND
TRUCKS

VAN
EQUIPMENT

CARGO
CONTROL

RAMPS/
WALK BOARDS

RETAIL
MATERIAL

BOXES

PACKING
MATERIAL

LABELS




THE NATIONAL ACCOUNTS VAN PAD

This furniture pad is made the way top of the line pads should be constructed. Strong polyester/cotton fabrics, controlled from the mill, dyed to our specifications. Plump, cushion soft, full weight inner filling, and double stitched cloth binding all around for full protection and long wear. The pad for those who want protection, good looks and durability.

Cut size 72" x 80". Heavy weight.

Model # FP-51 Blue/Blue with a Red Border



THE INTERSTATE VAN PAD

The ultimate in value and protection is available with our interstate movers' pad. Double stitched cloth binding and soft polyester/cotton outer fabric.

The industry standard.

Cut size 72" x 80". Medium weight.

Model # FP-41 Blue/Blue with a Yellow Border




THE INTERSTATE VAN PAD - BLACK

Mainly used in the Entertainment industry. The ultimate in value and protection is available with our interstate movers' pad. Double stitched cloth binding and soft polyester/cotton outer fabric. The industry standard.

Cut size 72" x 80". Medium weight.

Model # FPB-77 Black/Black with a Black Border



THE LOCAL MOVE FURNITURE PAD

Solid outer fabric on both sides with the same lock-stitching as found on all of our pads. Double stitched cloth binding for firmness and strength. For the mover who wants double-color pads at a great price.

Cut size 72" x 80". Medium weight.

Model # FP-90B Blue/Blue with a Black Border



THE ECONOMY FURNITURE PAD

We are always trying to find special values to pass on to our customers. A lightweight pad built to the same quality specifications as our FP-90B pad. Perfect for the local mover.

Cut size 72" x 80". Light weight.

Model # FP-9SP Blue/Blue with a Blue Border



THE DELUXE PALLET PAD

Our research has developed the new standard in pallet pads for the moving industry. It's snag proof, dust proof non-shedding and long wearing. Made of spun-bond, non-woven cloth on both sides. Heavily quilted and firmly bound all around.

Cut size 72" x 54" and 72" x 80".

SNAG PROOF! DUST PROOF! NON-SHEDDING!

Model # PP-109-80 Standard 72" x 80"

Model # PP-109-80LT Light Weight 72" x 80"



THE HEAVY DUTY SPACE SAVER

We have improved on the old standard with our new space savers. Durable burlap has been quilted between two sheets of polyester/cotton fabric without the bulk of inner filling. The strength of burlap and the protection of fabric are lock-stitched together for lasting wear. Pads have double stitched cloth binding for uniformity and durability.

Model # SS-19D Cut size 72" x 54"

Model # SS-20D Cut size 72" x 72"



DOOR AND DOOR JAMB PROTECTOR PADS

Improve customer satisfaction! Reduce claims! Allows the movement of furniture and office equipment through doorways without damage. Door Jamb Pad has three spring steel rings are covered with polyester webbing and sewn into our premium style furniture pad. Door Pad will show your customers you care while providing the ultimate protection available.

Model # DJP-1 Door Jamb Protector

Model # DPP-1 Door Protector





View of FP-206C-108 underside with fold-under flaps and rope tie-off

SOFA COVERS

Form fitting sofa cover offers unparalleled protection. Heavily padded quilted cover is made of a cotton/polyester blend for the best combination of durability and softness. Fold cover under sofa with rope tie for complete coverage and security. Clear 8" x 9" document pouch is sewn onto the pad.

Overall size 108" L x 44" W x 40" H

Model # FP-206C-108

Blue with a
Green Border



LOVE SEAT COVER

Form fitting love seat cover offers unparalleled protection. Heavily padded quilted cover is made of a cotton/polyester blend for the best combination of durability and softness. Fold cover under sofa with rope tie for complete coverage and security. Clear 8" x 9" document pouch is sewn onto the pad.

Overall size 72" L x 44" W x 40" H

Model # FP-206C-72

Blue/Blue with a
Yellow Border



TABLE TOP COVER

Form fitting table top cover offers unparalleled protection. Heavily padded quilted cover is made of a cotton polyester blend for the best combination of durability and softness. Drawstring securely holds cover in place.

Overall size 65" L x 51" W x 5" D

Model # FP-203C-76

Blue/Blue with a
Blue Border



CUSTOM SIZES AVAILABLE

Los Angeles 800.225.3659 ▪ Sacramento 800.439.3934

CHAIR COVERS

Form fitting chair cover offers unparalleled protection. Heavily padded quilted cover is made of a cotton/polyester blend for the best combination of durability and softness. Cover one chair or use our tall cover for a whole stack of chairs. Clear 8" x 9" document pouch is sewn onto pad.

Model # FP-202C-55 33" D x 30" W x 55" H
 Blue with a
 Black Border



REFRIGERATOR COVER

Form fitting refrigerator cover offers unparalleled protection. Heavily padded quilted cover is made of a cotton/polyester blend for the best combination of durability and softness. Standard with adjustable or velcro straps.

Overall size 43" 3/8" W x 32 5/8" D x 70" H

Model # FP-201-A Blue/Blue
Model # FP-201-VC Blue/Blue



CUSTOM SIZES AVAILABLE



WOODEN STORAGE VAULT

Our storage vaults are built to the highest quality standards with 1" x 4" lumber frame, 5/16" plywood walls and one-piece 1/2" plywood floor. Four-way forklift entry and anti-tip runners. Sized to hold king mattresses. Corner 4" x 4" floor skid blocks are notched to allow clamp placement close to corners providing the most secure fit possible. Designed to stack 3 high. Weighs approx 400 lbs. 2,000 lb. capacity (Clamps sold separately) 7' L x 5' W x 7' 10" H. 274 cu. ft. O.D.

Model # VAULT (Industry Standard)

Model # VAULT-350 (100% Plywood Construction)

All 1x4 and 4x4 solid wood are replaced with plywood strips

Specially designed, reinforced or designed to stack 4 high vaults are available upon request.



CORNER CLAMPS

These fasteners, made of spring steel, are designed for easy assembly and disassembly of vaults. 500 per carton. Enough for approximately 15 vaults.

Model # CC-4



MOTORCYCLE CRATE

Premade motorcycle crates are easy to assemble, load and move. Crate completely encloses motorcycle, ensuring safety. Made completely of plywood, no overseas certificate is needed for overseas shipping. Reinforced skid base has built in blocks for easy forklift access. Built in 4 3/8" eyebolts for strapping the motorcycle down. Comes with 2 wheel chocks. Motorcycle straps not included. I.D. 106' L x 45 1/2' W x 55"H.

Model # MC-CRATE



LIFT VAN/TYPE II

Our Lift Van/Type II overseas containers are MTMC approved for military overseas shipments. 3/8" plywood walls with 2" x 4" lumber frame. All lumber is kiln-dried/heat treated to meet international standards. HT certified.

85"L x 45"W x 86 1/2"H. 192 cu. ft. O.D.

Model # TYPE II Approx 330 lbs.



CONTAINER SECURITY SEALS

Security container seals meet MTMC requirements for ITGBL household goods shipments. Seals are packaged with 50 sets/200 seals each pack.

Model # 1007



EZ TRUCK PACK

Heavy duty corrugated container with heat treated pallet. Top & bottom trays are made of HD double wall corrugated, body is HD triple wall. Perfect for household shipments, LTL and domestic shipments. Easy assembly. Self-adhesive document holder for the outside. 1,000 lb. weight capacity.

Empty weight 171 lbs. 186 cu/ft. useable space

I.D. 86" L x 44 1/4" W x 84" H

O.D. 89" L x 47" W x 89 1/2" H

Model # EZ-TP



RENTAL
EQUIPMENT

MOVING
EQUIPMENT

FURNITURE
PADS

WAREHOUSE
EQUIPMENT

APPLIANCE
DOLLIES

HAND
TRUCKS

VAN
EQUIPMENT

CARGO
CONTROL

RAMPS/
WALK BOARDS

RETAIL
MATERIAL

BOXES

PACKING
MATERIAL

LABELS



PLATFORM TRUCKS

Our platform trucks are made with a durable hardwood deck, steel handle and back supports. Two 6" ball bearing swivel and two rigid wheels.
2,000 lb. capacity.

Model # WPT-2448 24" x 48"

Model # WPT-3060 30" x 60"

Model # WPT-2448-PE 24" x 48"
With corner wheel bumper to prevent wall damage.

Model # WPT-3060-PE 30" x 60"
With corner wheel bumper to prevent wall damage.



STEEL PLATFORM TRUCK

Durable all steel construction. Smooth surface.
Two 6" ball bearing swivel and two rigid wheels.
2,000 lb. capacity.

Model # SPT-2448 24" x 48"

Model # SPT-3060 30" x 60"

Model # SPT-2448-PE 24" x 48"
With corner wheel bumper to prevent wall damage.

Model # SPT-3060-PE 30" x 60"
With corner wheel bumper to prevent wall damage.



LUMBER

Due to volume purchasing power of a variety of different types of lumber, we are pleased to offer these items to our customers at substantial savings over your local available sources. Compare our quality and price on:
1" x 4", 1" x 6" and 2" x 4" lumber and plywood



PALLET JACK STOP

Pallet jack stop is made of durable non-slip rubber which creates moving resistance. It anchors down pallet jack/pallet truck wheels in a moving truck or trailer. This will reduce pallet jack's runway and thus reduce cargo and trailer damage. Being portable and light weight, pallet jack stop is easy to use and can be placed at any desired spot. No more need to tie down pallet jack or use load bar.

Model # PJ-WHEEL CHOCK 12"x14"x2"



PALLET JACK

Polyurethane wheels, hydraulic lift unit. Proven reliability. Full function control handle and foot release.

5,500 lb. capacity

Model # ML2036 20" x 36"

Model # ML2042 20" x 42"

Model # ML2048 20" x 48"

Model # ML2748 27" x 48"



VAULT PALLET JACK

Vault jacks have high pressure rollers and polyurethane wheels with sealed bearings. 7" wide 3/16" steel forks come in widths from 42" to 48" and lengths from 72" to 96".

(Special order only)

Model # PVJ-5500 5,500 lb. capacity, 42" x 84"

Model # PVJ-6500 6,500 lb. capacity, 42" x 84"



PALLET PULLER

Durable steel construction for long life. Scissor design clamps securely on pallet when you pull the chain. 20" long. 4 1/2" opening. 5,000 capacity.

Model # PP-20



RENTAL EQUIPMENT | MOVING EQUIPMENT | FURNITURE PADS

WAREHOUSE EQUIPMENT

APPLIANCE DOLLIES

HAND TRUCKS

VAN EQUIPMENT

CARGO CONTROL


RAMPS/WALK BOARDS

RETAIL MATERIAL

BOXES

PACKING MATERIAL

LABELS



STEEL STRAPPING

Commercial grade steel strapping for securing big loads. Average coil weight, 100 lbs.

Model # SS-12 1/2" x .020, 29 ft. per lb.

Model # SS-34 3/4" x .020, 20 ft. per lb.

STEEL STRAPPING COILETTES

Packaged in a handy dispenser box. Great for job sites. Easier to carry than bulk coils.

Model # SSB-200 1/2" x .020, 200'

STEEL STRAPPING SEALS

Made for use with a steel strapping tensioner and sealer. 2,500 open seals per case.

Model # OS-12 1/2"

Model # OS-34 3/4"

STEEL STRAPPING TOOLS

Model # SS-58F Strapping tensioner handles 1/2" - 3/4" strapping

Model # SS-4F Front action double notch sealer for 1/2" steel strapping

Model # SS-6F Front action double notch sealer for 3/4" steel strapping

Model # SS-C Steel strapping cutter

MOBILE STEEL STRAPPING DISPENSER

Accepts up to 2" wide coils and 16" inner core. Includes a strap troller, tool tray and sturdy wheels. (Can be used for plastic strapping too)

Model # SD-20



PLASTIC STRAPPING

Commercial grade plastic strapping.

Model # PS-9000 1/2" x .015 x 9,000'
300 lb. breaking strength lb.

Model # HPD1260 1/2" x .020 x 7,200'
600 lb. breaking strength lb.
(3,600' per roll, 2 rolls per case)



PLASTIC STRAPPING SEALS

1/2" metal seals. Made for use with a plastic strapping tensioner and sealer.

1,000 seals per case.

Model # OMS-12



PLASTIC STRAPPING BUCKLES

1/2" wire buckles. For PS-9000 only. Made for use with a hand pull tensioner. 1,000 per case.

Model # PB



PLASTIC STRAPPING TOOLS

Model # PS-58F Plastic strapping tensioner
Handles 1/2" strapping

Model # HI-1 Hand pull tensioner

Model # PS-5F Sealer



MOBILE PLASTIC STRAPPING DISPENSER

Model # PD-10



P-KIT

1,500' of 1/2" plastic strapping. 100 - 1/2" steel buckles. 1 - hand pull tensioner. Dispenses from its own box. Complete, with everything you need. 300 lb. breaking strength.

Model # P-KIT

P-KIT DELUXE

3,000' of 1/2" plastic strapping. 300 - 1/2" steel buckles. 1 - hand pull tensioner. Dispenses from its own box. Complete, with everything you need. 300 lb. breaking strength.

Model # P-KITD





BLACK STENCIL INK

Permanent, waterproof, standard black ink.

Model # K-1 Quart

Model # K-1G Gallon



SPRAY STENCIL INK

Permanent, quick drying, waterproof.

13 oz. aerosol spray

Model # K-2 Black Ink

Model # K-2R Red Ink

Model # K-2T Tan (Markover)



OIL-TREATED STENCIL BOARD

Canary oil board for all your stencil applications.

7" x 24". 50 lbs. per case.

Model # 1500-724 .015 thickness



STENCIL ROLLER SYSTEM

Fast and easy for the best legible marks. Ink supply stores in handle. Button pumps ink to roller. 3" roller. Kit includes 1 qt. Rolmark black ink.

Model # RFR-200-30

Model # RFR-250-30 Replacement Roller



MARSH STENCIL BRUSH

Fast and easy for the best legible marks. Ink supply stores in handle. Button pumps ink to brush. Marks metal drums, steel tubing, pipe, wood crates and boxes.

Model # FB-26 Brush with Cover

Model # FB-15 Replacement Tip




STENCIL MACHINES

Marsh quality equipment. Simple, easy operation, rugged construction. Prints 4 lines.

(Special order only)

- Model # R-1** 1" Stencil Size
- Model # S-1** 3/4" Stencil Size



BRASS STENCILS

Brass stencils are easily joined together by means of a simple interlocking edge.

LETTER ONLY SETS include:

ABCDEFGHIJKLMNPOQRSTUVWXYZ& and 1 beginner, 1 period ender, 1 space, 1 period, 1 comma and 1 dash. (33 pieces total)

NUMBER ONLY SETS include:

12345678900 and 1 beginner, 1 plain ender, 1 period, and 1 dash (35 pieces total)



LETTER & NUMBER SETS

- Model # LF-1** 1" Stencil Size
- Model # LF-2** 2" Stencil Size
- Model # LF-3** 3" Stencil Size
- Model # LF-4** 4" Stencil Size
- Model # LF-5** 5" Stencil Size
- Model # LF-6** 6" Stencil Size

LETTER ONLY SETS

- Model # L-1** 1" Stencil Size
- Model # L-2** 2" Stencil Size
- Model # L-3** 3" Stencil Size
- Model # L-4** 4" Stencil Size
- Model # L-5** 5" Stencil Size
- Model # L-6** 6" Stencil Size

NUMBER ONLY SETS

- Model # F-1** 1" Stencil Size
- Model # F-2** 2" Stencil Size
- Model # F-3** 3" Stencil Size
- Model # F-4** 4" Stencil Size
- Model # F-5** 5" Stencil Size
- Model # F-6** 6" Stencil Size

BRANDING IRONS

Permanently brand dollies, machine carts, pallets, vaults, etc. Gas heated iron requires a propane tank.

(Special order only)

Model # 57-A

Up to 12, 1/2" interchangeable characters sold separately.





ESCALERA MANHANDLER SUPREME BATTERY-POWERED STAIR CLIMBING HAND TRUCK

Escalera stair climbing appliance dollies are constructed of a tough tempered aluminum alloy, making them stronger than magnesium but lighter than steel. All Escalera stair climber hand trucks are 24 inches wide and range in size from 60" to 72" tall. Every Escalera Manhandler ships with the sealed gell-cell battery, automatic battery charger and one automatic rewind safety strap included. There are two weight capacities of Escalera stair climbers, 700 lbs. and 1,200 lbs.

- Tempered aluminum alloy inter-locking box frame
- 24" W x 4" D nose plate
- Lifts 700 lbs. up a flight of stairs in 1 minute
- 12 volt motor with 1/2 horsepower
- Charges from standard 110v outlet
- Automatic rewind strap standard
- Gell-cell maintenance free battery
- Overnight recharge will run for several hours

700 lb. CAPACITY

Model # MS-60	60" H
Model # MS-66	66" H
Model # MS-72	72" H

1,200 lb. CAPACITY

Model # MS-1-66	66" H
Model # MS-1-72	72" H


ACCESSORIES

- BWA-1** Big Wheel Attachment. Converts truck to a tilt-back 4-wheel hand truck with 10" x 4" pneumatic tires.
- RLS-1** Retractable Load Supporter. Converts truck to a tilt-back hand truck with retractable swivel casters.
- SCA-1** Swivel Caster Attachment. Attaches to the top of the hand truck, allowing it to be laid down as a flat dolly.
- RW-1** Factory Installed Rewind Strap. 12' x 2" nylon strap.
- BAR-1** Barrel Attachment. Concave braces stabilizes barrels and drums.
- 621** Sealed Replacement Battery.

Lifting Feet

Glide Belts

Easily move loads up and down all types of stairs.



YEATS STANDARD APPLIANCE DOLLY

Aluminum alloy modular construction with I-beam frame rails. Curved cross members, ratchet controlled strap, roller bearing wheels, caterpillar glide belts, top and side hand holds, with heavy felt padding. 2" x 5" wheels. The industry standard.

59" high. 37.5 lbs. 500 lb. capacity

- Model # M7** With felt padded rails
- Model # M7P** With plastic padded rails

YEATS DELUXE APPLIANCE DOLLY

Designed for both short and tall appliances, this two-strap model holds any size appliance firmly against the frame. Featuring two ratchets and straps. Aluminum alloy modular construction with I-beam frame rails. Curved cross members, ratchet controlled strap, roller bearing wheels, caterpillar glide belts, top and side hand holds, with heavy felt padding. 2" x 5" wheels. (Special order only)

59" high. 40.5 lbs. 500 lb. capacity

- Model # M14** With felt padded rails
- Model # M14P** With plastic padded rails

YEATS SHORTY DOLLY

The shorty is made especially for handling TV sets, room air conditioners and similar appliances. Extra handy for use with small trucks, pick-ups and SUVs. Has all the construction features of the standard YEATS models.

2" x 5" wheels. (Special order only)
47" high. 32 lbs. 500 lb. capacity

- Model # M5** With felt padded rails





YEATS FREEZER DOLLY

This extra tall dolly is perfect for those taller, heavy loads. Aluminum alloy modular construction with I-beam frame rails. Curved cross members, ratchet controlled strap, roller bearing wheels, caterpillar glide belts, top and side hand holds, with heavy felt padding. Equipped with two straps and ratchets, plus four wheels for rolling heavy loads. 2" x 5" wheels. (Special order only)
72" high. 50 lbs. 500 lb. capacity

Model # M9 With felt padded rails

YEATS LONG FRAME DOLLY

Designed for large freezers and refrigerators. Excellent for large commercial boxes. Aluminum alloy modular construction with I-beam frame rails. Curved cross members, ratchet controlled strap, roller bearing wheels, caterpillar glide belts, top and side hand holds, with heavy felt padding. Equipped with two straps and ratchets. 2" x 5" wheels. (Special order only)
64" high. 44 lbs. 500 lb. capacity

Model # M16 With felt padded rails



BIG WHEEL ATTACHMENT

Ease the handling of extra heavy loads with this balloon tire attachment. 10" wheels with long wearing ball bearings. Large turnbuckle allows quick attachment in the field. Rolls heavy loads smoothly and easily. Fits all Yeats appliance dollies.

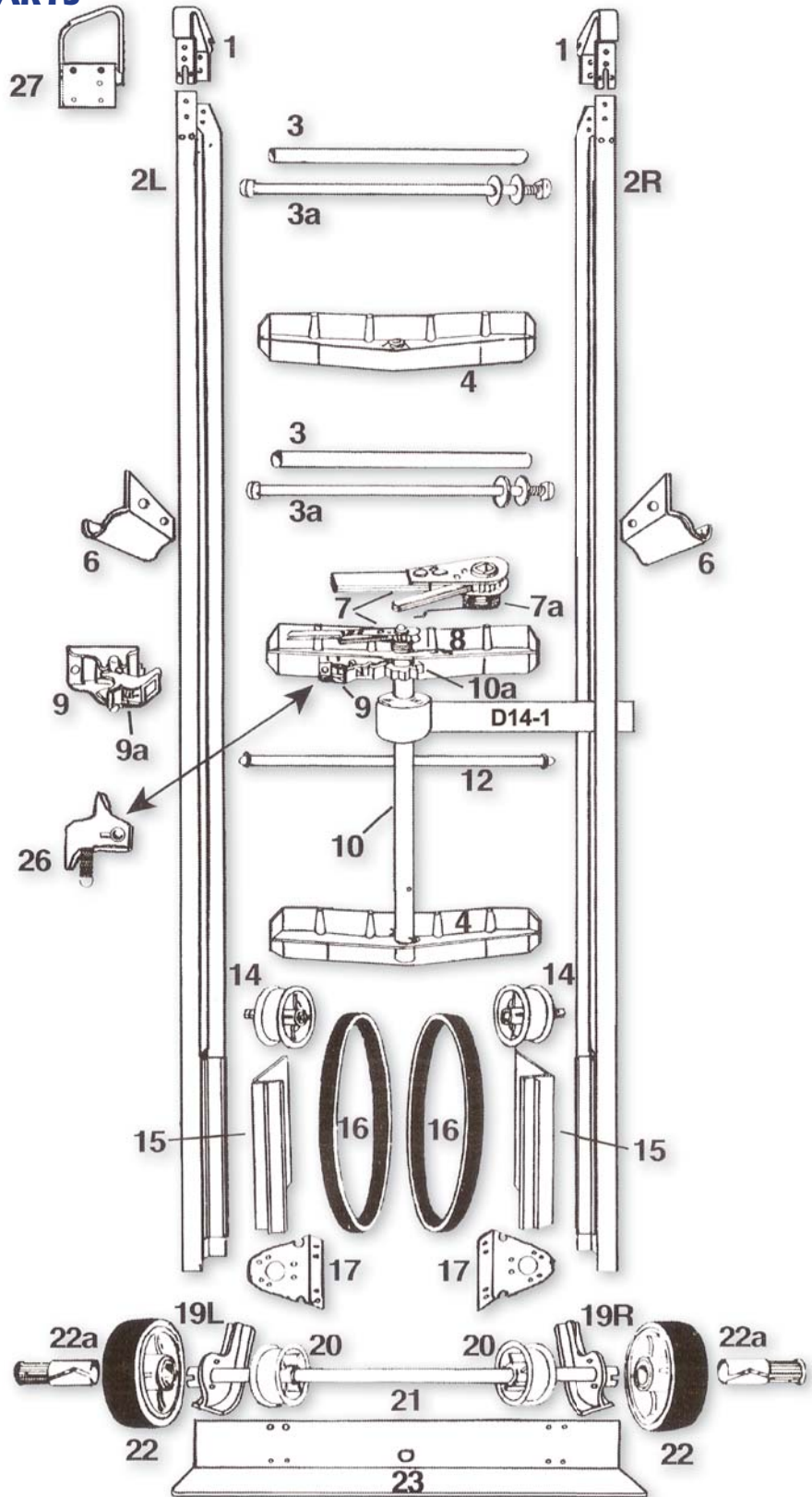
Model # 33

**ON & OFF
IN 30 SECONDS!**



YEATS APPLIANCE DOLLY PARTS

- Y1** Top Handle
- Y2** Side Rail w/ Top and Side Handles (Specify Left or Right)
- Y3** Spacer
- Y3-A** Spacer Bolt
- Y4** Cross Member
- Y6** Side Handles
- Y7** Ratchet Handle (w/ Spring)
- Y7-A** Ratchet Return Spring
- Y8** Cross Member (w/ Thumb Latch)
- Y9** Thumb Latch (w/ Bracket & Spring)
- Y9-A** Thumb Latch Spring
- Y10** Shaft & Holding Gear (Specify Model & Location)
- Y10-A** Holding Gear w/ Pin
- D14-1** Dolly Strap (Webbing)
- Y12** Strap Support Rod
- Y14** Top Pulley
- Y15** Glide Belt Slide
- Y16** Glide Belt
- Y17** Axle Bracket
- Y18** Nose Plate Extension (Not Shown 24" W x 8" D)
- Y19L** Side Rail Base, Left
- Y19R** Side Rail Base, Right
- Y20** Lower Pulley
- Y21** Axle
- Y22** 5" Wheel, Complete w/ Bearing
- Y22-AB** Wheel Bearing & Sleeve
- Y23** Nose Plate
- Y24-A** Felt Pad Set (Complete w/ Cement)
- Y24-B** Lower Felt Pad (For Nose Plate)
- Y24-C** Upright Felt Pad
- Y24-D** Center Felt Pad
- Y25-C** Upright Plastic Pad (Specify Left or Right)
- Y26** Thumb Latch w/ Spring
- Y27** Replacement Top Handle



RENTAL EQUIPMENT | MOVING EQUIPMENT | FURNITURE PADS | WAREHOUSE EQUIPMENT | **APPLIANCE DOLLIES** | HAND TRUCKS | VAN EQUIPMENT | CARGO CONTROL | RAMP/ WALK BOARDS | RETAIL MATERIAL | BOXES | PACKING MATERIAL | LABELS



ESCORT MAGNESIUM DOLLIES

Lighter than steel or aluminum, the MRT appliance dolly features a two piece web strap with an automatic recoil ratchet strap tightener. Non-marking rubber rail pads and felt covered cross members offer superior protection. Roller bearing stair crawler tread.

2" x 6" rubber wheels. 500 lb. capacity

Model # MRT-60 60" H 41 lbs.



ESCORT STEEL APPLIANCE DOLLY

Durable welded tube-steel construction for durability. Two-piece web strap with an automatic recoil ratchet strap tightener. Non-marking rubber rail padding offers superior protection. Roller bearing crawler tread.

2" x 6" rubber wheels. 48 lbs. 750 lb capacity

Model # SRT-60 60" H 51 lbs.



ESCORT 'BIG RED' APPLIANCE DOLLY WITH KICK BACK WHEELS

This appliance dolly features two retractable 3 1/2" swivel casters to aid in balancing heavy loads. Durable welded tube-steel construction for durability. Two-piece web strap with an automatic recoil ratchet strap tightener. Non-marking rubber rail padding offers superior protection. Roller bearing crawler tread.

2" x 6" rubber wheels. 1,200 lb. capacity

*Kick back wheels aid with load balance only, not for load bearing.

Model # SRT-M-60 60" H 70 lbs.

Model # SRT-M-66 66" H 72 lbs.

Model # SRT-M-72 72" H 74 lbs.



ESCORT APPLIANCE DOLLY PARTS

CRAWLER TREAD

Model # D23 V-belt (#50200)

Model # D21 Stair Roller

PADDING

Model # EP-2 Rubber and Felt Set
(For SRT-M-60, S2SM-60)

Model # EP-2A Rubber and Felt Set
(For SRT-M-66, S2SM-66)

Model # EP-2B Rubber and Felt Set
(For SRT-M-72, S2SM-72)

Model # EP-3 Rubber and Felt Set
(For MRT, MZST, MR, MRT-2R,
MRT-M-60)

Model # EP-9 Footplate Felt w/ Glue

Model # EP-11 Rubber Strip each
(For SRT, S2ST)

Model # EP-12 Rubber Strip each
(For MRT-60)

Model # EP-13 Rubber Strip each
(For SRT-M-66)

Model # SRT-M-STRIPS Rubber Strip each
(1" X 63" For all SRT-M dollies)

RATCHETS

Model # ER-1A 17" Ratchet Assembly w/o Paw
(For MR and SR)

Model # ER-1B 20" Ratchet Assembly w/o Paw
(For MR and SR)

Model # ER-3 Holding Paw w/ Hardware
(#50209)

Model # ER-5 Recoil Spring (#50210)

Model # ER-6 Handle Return Spring

Model # ER-7 Collar w/ Set Screw

Model # ER-8A Spring Housing and Cap

Model # EBWA-S Escort Steel Big Wheel Attachment
w/ 10" Pneumatic Wheels

FRAME PARTS

Model # 50254 Magnesium Right Side Rail
w/ Handles (For MRT, MR)

Model # 50255 Magnesium Left Side Rail
w/ Handles (For MRT, MR)

Model # EF-4 Top Handle w/ Hardware
(#50215)

Model # EF-5 Side Handle w/ Hardware
(#50262)

WHEELS AND CASTERS

Model # 50213 6" x 2" x 5/8"
(For SRT, SST)

Model # EW-16 8" x 2" x 3/4"
(For SRT-MM, S2SM)

Model # EW-6 3 1/2" Swivel Caster w/ Hardware

STRAPS

Model # S-2 2" Strap w/ Roller Buckle (#50206)
(For MZST, S2ST)

Model # ES-3 2" Strap w/ Hook Buckle (#50207)
(For MRT, SRT, SRT-M)

RENTAL
EQUIPMENTMOVING
EQUIPMENTFURNITURE
PADSWAREHOUSE
EQUIPMENTAPPLIANCE
DOLLIESHAND
TRUCKSVAN
EQUIPMENTCARGO
CONTROLRAMPS/
WALK BOARDSRETAIL
MATERIAL

BOXES

PACKING
MATERIAL

LABELS



DUTRO APPLIANCE DOLLY WITH KICK BACK WHEELS

Welded tube-steel construction. Ratchet style strap assembly easily secures load. Tread and bearing stair rollers. Rubber rail padding. Retractable 3 1/2" swivel casters aid in balancing heavy loads.

800 lb. capacity

*Kick back wheels aid with load balance, not for load bearing.

Model # D1420SO 58" H 78 lbs.



DUTRO ALL TERRAIN APPLIANCE TRUCK

This appliance dolly is designed for all terrain.

Goes over rough terrain with ease!

Comes with your choice of a 10" or 8" wheel.

Built to last just like all Dutro products.

14' strap with buckle keeps loads securely in place.

700 lb. capacity

Model # D1900N 48" H 58 lbs.



'BRUTE' EXTRA HEAVY DUTY DUTRO APPLIANCE DOLLY WITH KICK BACK WHEELS

The special heavy duty appliance dolly from Dutro. Welded tube-steel construction. Two offset style strap assemblies easily secure heavy loads. Tread and bearing stair rollers. Rubber rail padding. Retractable 2 1/2" x 10" wheels can support the entire load, allowing the user to tilt back the truck to clear doorways, curbs and other obstacles. Wide kick back wheels offer superior stability. 1,600 lb. capacity

Model # D1872 72" H 105 lbs.



'BRAWNY BRUTE' EXTRA HEAVY DUTY DUTRO APPLIANCE DOLLY WITH KICK BACK WHEELS

The special heavy duty appliance dolly from Dutro. Welded tube-steel construction. Top ratchet arm style strap assembly easily secures heavy loads. The only truck with a standard safety brake. Tread and bearing stair rollers. Rubber rail padding. Retractable 2 1/2" x 10" wheels can support the entire load, allowing the user to tilt back the truck to clear doorways, curbs and other obstacles. Wide kick back wheels offer superior stability. 1,600 lb. capacity

Model # D1888 72" H 105 lbs.



- RENTAL EQUIPMENT
- MOVING EQUIPMENT
- FURNITURE PADS
- WAREHOUSE EQUIPMENT
- APPLIANCE DOLLIES**
- HAND TRUCKS
- VAN EQUIPMENT
- CARGO CONTROL
- RAMPS/WALK BOARDS
- RETAIL MATERIAL
- BOXES
- PACKING MATERIAL
- LABELS



DUTRO 1500 SERIES APPLIANCE DOLLY

Quality arc-welded construction. Light, extra-strength, tubular steel. Smooth, flat, durable, all weather, non-marking bumpers. Stair rollers with V belts on roller bearings. Ratchet style strap assembly.

2" x 5" mold-on rubber wheels. 700 lb. capacity

Model # D1504 58" H 47 lbs.



DUTRO 1400 SERIES APPLIANCE DOLLY

Quality arc-welded construction. Light, extra-strength, tubular steel. Smooth, flat, durable, all weather, non-marking bumpers. Stair rollers with V belts on roller bearings. Ratchet style strap assembly.

2 1/2" x 8 1/2" solid rubber wheels. 800 lb. capacity

Model # D1404 58" H 59 lbs.



DUTRO ALL-PURPOSE ECONOMY APPLIANCE DOLLY

The affordable, multi-use hand truck. All steel construction. Smooth, flat, durable, all weather, non-marking bumpers. Stair rollers with V belts on roller bearings. Offset style strap assembly.

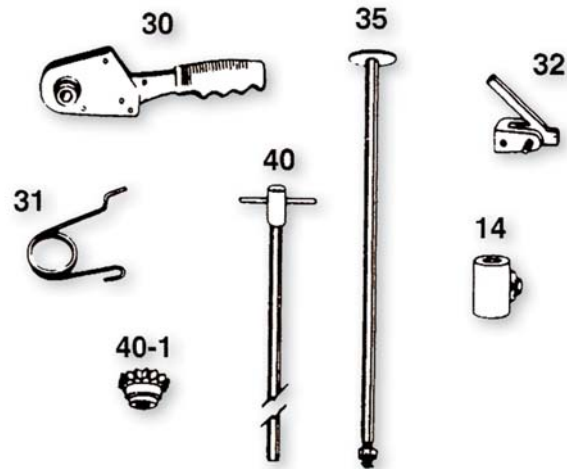
2 1/2" x 8 1/2" solid rubber wheels. 700 lb. capacity

Model # D1291 59" H 58 lbs.



DUTRO REPLACEMENT PARTS

- Model # D14** Adjustable Strap Holder
- Model # D14-1** Strap
- Model # D21** Stair Roller
- Model # D23** V-belt (Replacement Glide Belt)
- Model # D30** Ratchet Handle
- Model # D31** Ratchet Handle Spring
- Model # D32** Gear Holding Pawl
- Model # D35** Hex Bar Ratchet Shaft
- Model # D38** Complete Ratchet Assembly
- Model # D40** Hex Shaft w/ Slide Bar
- Model # D40-1** Ratchet Gear
- Model # D40-4** Slide Bar Ratchet Assembly (parts 14 & 32)
- Model # D70** Upright Bumpers
- Model # D71** Cross Piece Bumpers
- Model # DW1500** 5" x 2" x 5/8" Roller Bearing Wheels
- Model # DW1400** 8" x 2 1/2" x 5/8" Roller Bearing Wheels



RENTAL
EQUIPMENTMOVING
EQUIPMENTFURNITURE
PADSWAREHOUSE
EQUIPMENTAPPLIANCE
DOLLIESHAND
TRUCKSVAN
EQUIPMENTCARGO
CONTROLRAMPS/
WALK BOARDSRETAIL
MATERIAL

BOXES

PACKING
MATERIAL

LABELS



DUTRO 3-WAY CONVERTIBLE HAND TRUCK

The multi-purpose hand truck. Converts to a platform truck or a tripod truck instantly. Fold out tube-steel nose extension assists with balancing large loads. 4" casters allow freedom of movement in kick-back or platform modes. 1 5/8" x 8" mold-on rubber wheels. 50" high upright.

800 lb. capacity as a hand truck.

600 lb. capacity as a kick-back dolly.

800 lb. capacity as a platform truck.

Model # D120 50" H 62 lbs.



DUTRO 808 SHOVEL NOSE HAND TRUCK

The perfect dolly for moving furniture in your warehouse. 3/4" tube steel construction for durability. Shovel nose toe plate (17 1/2" x 14" x 14") allows for larger loads. Taller frame gives more leverage over heavy loads. 2 1/2" x 8" balloon tires. 900 lb. capacity

Model # D808B 49 1/2" H 55 lbs.

DUTRO 828 SHOVEL NOSE HAND TRUCK

Similar to the 808 hand truck, the 828B has a taller frame for those taller loads.. 3/4" tube steel construction for durability. Shovel nose toe plate (17 1/2" x 14" x 14") allows for larger loads. Taller frame gives more leverage over heavy loads. 2 1/2" x 8" balloon tires. 900 lb. capacity

Model # D828B 61 3/4" H 55lbs.



HAND TRUCKS

Commercial grade delivery trucks for the man on the job. Rugged tube steel or aluminum construction. Designed for easier carton handling. 7" x 13" nose plate. 8" rubber wheels. Metal stair glides. 500 lb. capacity.

Double Loop Handles

Model # 58PMDL Steel 55" H 38 lbs.

Model # A-600 Alum. 55" H 22 lbs.

Single Pin Handle

Model # 58PMP Steel 55" H 32 lbs.

Model # A-601 Alum. 55" H 21 lbs.



EXTRA HEAVY DUTY HAND TRUCK

Designed for rugged use and heavier loads. Tube steel construction. Reinforced 9" x 14" nose plate provides maximum strength. Popular single loop handle. 10" rubber wheels with stair glides. 1,000 lb. capacity.

Model # 2783 51" H 40.5 lbs.



HAND TRUCK COVER

Made of the same fine material and durable construction as our furniture pads. Pad has velcro straps on the back to secure it to the dolly frame.

Model # HTC-S 14" x 51"

Model # HTC-L 16" x 61"



EZ-OFF HAND TRUCK

Load and unload quicker with no gaps between stacks. Step down EZ-off bar backs truck out from under boxes with ease. Load can be stationed right against another stack to save valuable space. Tube steel construction. 7" x 13" nose plate. 8" mold-on rubber wheel with metal stair glides. 800 lb. capacity

Model # 100 55" H 34 lbs.



ECONOMY HAND TRUCK

A quality steel hand truck at an affordable price. 8" rubber wheels. 600 lb. capacity

Model # 5506-8 51" H



B&P HAND TRUCKS

**A12E-B10-CA2-D5**

Single pin handle. 18" x 7 1/2" nose plate.
500 lb. capacity.

Model # A12E-B10-CA2-D5 52" H 26 lbs.
(10" full pneumatic tires)

Model # A12E-B10-CA2-D6 52" H 26 lbs.
(10" carefree foam tires)

**A7-B10-CA2-D5**

Single loop handle. 18" x 7 1/2" nose plate.
10" full pneumatic tires. 500 lb. capacity.

Model # A7-B10-CA2-D5 52" H 26 lbs.

**A31SB10-CA1-D10**

Double loop handles with high back loop design.
14" x 7 1/2" nose plate.

10" baloon tires. 500 lb. capacity.

Model # A31SB10-CA1-D10 55" H 24 lbs.



B&P HAND TRUCKS

A1-B4-CA1-D2

Horizontal loop handle with curved back frame.
 14" x 7 1/2" nose plate. 10" semi-pneumatic tires.
 500 lb. capacity.

Model # A1-B4-CA1-D2 40" H 28 lbs.



A1-B2-CA2-D12

Horizontal loop handle. 18" x 7 1/2" nose plate.
 8" mold-on rubber tires. 500 lb. capacity.

Model # A1-B2-CA2-D12 40" H 22 lbs.



A1-B10-CA1-D12

Horizontal loop handle. 14" x 7 1/2" nose plate.
 8" mold-on rubber tires. 500 lb. capacity.

Model # A1-B10-CA1-D12 40" H 19 lbs.



RENTAL EQUIPMENT | MOVING EQUIPMENT | FURNITURE PADS | WAREHOUSE EQUIPMENT | APPLIANCE DOLLIES

HAND TRUCKS

VAN EQUIPMENT

CARGO CONTROL

RAMPS/WALK BOARDS

RETAIL MATERIAL

BOXES

PACKING MATERIAL

LABELS

B&P HAND TRUCKS

**A2-B10-CA1-D5**

Horizontal loop handle with "U" brace for extra load support. 14" x 7 1/2" nose plate.

10" full pneumatic tires. 500 lb. capacity.

Model # A2-B10-CA1-D5 44" H 24 lbs.

**A2B10CA1D11-E1C**

Horizontal loop handle with "U" brace for extra load support. 14" x 7 1/2" nose plate.

8" semi-pneumatic tires. Aluminum C-1 stair glides.

500 lb. capacity.

Model # A2B10CA1D11-E1C 44" H 24 lbs.

B&P DETACHABLE DECK

Smooth aluminum deck for convertible hand trucks.

Form fitted top lip. Spring steel clips hold the deck securely in place. Easy to put on or remove.

Great for carrying small packages.

Model # E22L Jr. Deck

Model # E23L Sr. Deck



B&P CONVERTIBLE HAND TRUCKS

2 IN 1 Hand Truck Converts from 2 Wheels to 4 Wheels in Seconds
Modular Design means Easy Repairs for Long Dolly Life
Half-Ton Platform Truck Capacity
Strong Lightweight Construction



B&P SR.

- Overall Width: 20"
- Frame Width: 12"
- Overall Length: 56"
- Height (hand truck) 61 1/2"
- Height (platform truck) 46"
- Platform Bed Length 51 1/2"
- Capacity (hand truck) 600 lbs.
- Capacity (platform truck) 1,200 lbs.
- Wheels (hand truck) 10" x 3 1/2"
- Casters (swivel) 5"
- Nose 18" x 9"
- Weight 45 lbs.

Model # A1-B80-CA2-D5



B&P JR.

- Overall Width: 20"
- Frame Width: 12"
- Overall Length: 43"
- Height (hand truck) 52"
- Height (platform truck) 41"
- Platform Bed Length 38 1/4"
- Capacity (hand truck) 600 lbs.
- Capacity (platform truck) 1,200 lbs.
- Wheels (hand truck) 10" x 3 1/2"
- Casters (swivel) 5"
- Nose 18" x 9"
- Weight 41 lbs.

Model # B75E-CA2-D5



RENTAL EQUIPMENT
MOVING EQUIPMENT
FURNITURE PADS
WAREHOUSE EQUIPMENT
APPLIANCE DOLLIES
HAND TRUCKS
VAN EQUIPMENT
CARGO CONTROL
RAMPS/WALK BOARDS
RETAIL MATERIAL
BOXES
PACKING MATERIAL
LABELS



A1 HANDLE
Popular "U" loop handle. Designed for comfort and easy operation.
Model # A1



A2 HANDLE
Basic loop handle with "U" brace for extra load support.
Model # A2



A7 HANDLE
Single vertical loop handle.
Model # A7



A12E HANDLE
Single pin handle with ergonomic pistol grip for easier leverage.
Model # A12E



A31S HANDLE
Dual loop handles. Extra tall 55" height.
Model # A31S



FRAME STYLE B10
Straight back frame to provide structure and support to the hand truck.
Model # B10



FRAME STYLE B2
Straight lattice back for general use and transporting smaller packages.
Model # B2



FRAME STYLE B4
Curved lattice back frame for carrying round or flat loads.
Model # B4



A11E HANDLE
Standard double pistol grip handle. Curved out to meet the operator's hand.
Model # A11E



STAIR CLIMBER
Cast aluminum sliders with replaceable low-friction polymer skid bars.
Model # E1C



EXTRUDED CHANNEL EXTENSION
Model # E2F 20" L x 12" W (Front Mount)
Model # E3F 30" L x 12" W (Front Mount)
Model # E2R 20" L x 12" W (Recessed Mount)
Model # E3R 30" L x 12" W (Recessed Mount)



"U" FRAME EXTENSIONS
Aluminum frame extensions for additional load height.
Model # E52 52" H
Model # E55 55" H
Model # E60 60" H
Model # E68 68" H





TYPE CA1 NOSE

Cast Aluminum
14" W x 7 1/2" D
Model # CA1



TYPE CA2 NOSE

Cast Aluminum
18" W x 7 1/2" D
Model # CA2



TYPE CA3 NOSE

Cast Aluminum
14" W x 12" D
Model # CA3



TYPE C3 NOSE

Extruded aluminum
14" W x 7 1/2" D
Model # C3



TYPE C8 NOSE

Extruded aluminum
16" W x 12" D
Model # C8



TYPE C6 NOSE

Extruded aluminum
18" W x 9" D
Model # C6



PNEUMATIC WHEEL

Pneumatic tire on a bolt together rim with ball bearing hub. 10" Model # D5



FOAM WHEEL

Foam tire with ball bearing hub. Performs like a pneumatic tire but doesn't go flat. 10" Model # M1010



RUBBER WHEEL

Solid rubber tire on one-piece polyolefin rim with ball bearing hub. 10" Model # D2



RUBBER WHEEL

Solid rubber tire on one-piece polyolefin rim with ball bearing hub. 8" Model # 825



MOLD-ON WHEEL

Mold-on rubber tire on aluminum rim with ball bearing hub. 8" Model # D12

REPLACEMENT INNER TUBES FOR PNEUMATIC WHEEL Model # 8023-011



ALUMINUM CURB RAMP

Lightweight, corrosion-resistant aluminum. Safety walk strips for secure footing. Hand hole for easy handling. Good for curbs up to 6" H. 27" x 27" Model # NCRU2727



ALUMINUM CURB RAMP

Lightweight, corrosion-resistant aluminum. Raised punch holes provide superior traction. Hand hole for easy handling. Good for curbs up to 6" H. 27" x 27" Model # CRP2727



ALUMINUM CURB RAMP

Lightweight, corrosion-resistant aluminum. Diamond tread surface for secure footing. Hand hole for easy handling. Good for curbs up to 6" H. 24" x 26" Model # CR24X26



MATTRESS CARRIER

Canvas bag with sewn webbing handles on the ends allows for easy transportation of mattresses. Bag also protects mattress from damage or dirt. Sewn webbing handles extend 42" down each side and under carrier to increase durability and strength. Show your customers you care while reducing damage claims.

Model # MC-1



FOREARM FORKLIFT

Lifting straps for the professional mover. 2" webbing straps run under the item you are carrying with end loops for your forearms to go through to aide with lifting and balance of large bulky items. Designed to take the strain off of your back. Makes every item you carry seem lighter. Perfect for washers & dryers, refrigerators, hutches, mattresses, big screen T.V.s and more.

Model # FF



SHOULDER DOLLY

Webbing harness attaches to upper body and shoulders with straps that run underneath larger items to make moving them a breeze. The Shoulder Dolly system utilizes safe lifting technique, substantially reducing risk of injury to the lower back. Perfect for washers & dryers, refrigerators, hutches, mattresses, big screen T.V.s and more. 400 lb. weight capacity.

Model # SD101



RUBBER BANDS

Oversized rubber bands hold your furniture pads and covers securely in place. Four sizes ensure you will have the fit you need. Sold by the dozen.

- Model # MRB-S** Small (Beige)
Approx 50" slack circumference
- Model # MRB-M** Medium (Green)
Approx 60" slack circumference
- Model # MRB-L** Large (Blue)
Approx 72" slack circumference
- Model # MRB-XL** Large (Red)
Approx 84" slack circumference



RUBBER BAND HOLDER

Triple hook holder hooks on to your truck's e-track. Keep your rubber bands easy to reach and off of the floor, while keeping your sizes separated.

Model # RBH-1



FIBERGLASS LADDER

Heavy-duty movers' ladder has steps on both sides permitting two men to work together. Available in wood or fiberglass. Non-slip rubber shoes on bottom of legs help keep ladder stable. 250 lb. capacity.

- Model # FL-6** 6' Tall
- Model # FL-8** 8' Tall
- Model # WL-6** 6' Tall
- Model # WL-8** 8' Tall



PAD PALLET

Stack furniture pads neatly in your van. 1/2" plywood top with 2" x 2" runners keep pads off of the floor and dry. Use part #46328-15, all purpose strap to help secure pads in place during drives.

- Model # VE-19** 24" x 40"
- Model # VE-21** 18" x 40"





EZ GLIDE APPLIANCE MAT

Appliance protection mat. Made from high Impact plastic. Handle allows you to slide appliance with ease. Prevents damage to tile, hardwood or vinyl floors! Easy Storage 1/8" thick - Size 30" x 48"

Model # EZ-GLIDE



RUBBER FLOOR RUNNER

Our top of the line floor runners look as good as they work. Non-slip neoprene is perfect for hardwood, tile and carpets. Available in red or blue. 27" wide rolls.

Model # RR-20 Red - 20'

Model # BR-20 Blue - 20'

Model # RR-180 Red - 180'

Model # BR-180 Blue - 180'



COVER GRIP FLOOR RUNNER

8 oz. canvas - double stitched safety borders. Rubberized PVC dots grip all surfaces. The dots are rounded so they grip under weight. "The greater the load, the more they hold"

Model # CG-15 27" x 15' Long

Model # CG-20 27" x 20' Long



CARPET SHIELD

Three-mil thick polyethylene film with a pressure sensitive adhesive applied to one side. Once you put it down, it stays where you put it, until you pull it up. Lay down one strip to create a lane or side-by-side rows to cover wider areas. For carpet use only. 30" W x 200' L

Model # PM-30



FORM HOLDER

Aluminum form holder keeps your forms neat, clean and business like. Cover keeps top sheets clean. Spring loaded safety back holds forms securely in place. Storage compartment opens only when safety lock is released. Close the top cover for the perfect writing surface.

Model # 149H 8 1/2" x 14"

Model # 56H 8 1/2" x 12"



ALMOND STICK

The movers' standard for in-field furniture scratch repair. One easy stroke and minor scratches disappear. Perfect on fine woodwork and antiques.

Model # AS-1



HUMP STRAP

Maximum strength is provided by rugged 4-ply burlap. Ends are stitched and securely bound to prevent fraying. 15' long.

Model # VE-7





FIRE EXTINGUISHER

Dry chemical fire extinguisher with vehicle bracket. A must for your van or warehouse. 2.5 lb. capacity. 15.3/4" high. U/L Rating ABC

Model # 34981



BACK SUPPORT BELT

Provides lower back and abdominal support. Comfortable elastic material with suspenders. Velcro closure allows for the perfect fit.

Model # BB-S 22"-30"

Model # BB-M 28"-36"

Model # BB-L 34"-42"

Model # BB-XL 40"-48"

Model # BB-XL2 46"-54"

Model # BB-XL3 52"-60"



IRONCLAD BOX HANDLER GLOVES

Cloth gloves with super tacky grip. Low profile airprene knuckle protection. Terry cloth sweat wipe built into thumb. Velcro wrist closure. Sizes M through XL.

Model # ICG-(size)



FIRST AID KIT

Compact first aid kit includes all the necessary items for emergency first aid requirements. Slotted screw holes allow case to be mounted to the wall and easily removed for an emergency.

Model # VE-4



SAFETY TRIANGLES

Kit consists of three reflector triangles in a protective container. Designed for truckers. Sets up in seconds. Meets DOT standard MVSS 125 for highway warning devices.

Model # VE-3



SAFETY VESTS

Lightweight polyester mesh for comfort. Elastic side bands. Velcro closures. Day-Glow orange or yellow with reflective stripes.

One size fits all from Medium to 6-XL.

Model # S-VEST-ORG Orange

Model # S-VEST-YEL Yellow




SAFETY CONES

Constructed of durable bright orange vinyl. Easy stacking and weatherproof. Weighted bottom to withstand traffic generated winds.

Model # SC-12 12" High

Model # SC-18 18" High

Model # SC-36 36" High



WHEEL CHOCKS

These rubber wheel chocks are built to OSHA requirements and will not gouge tires if run over. Designed for maximum traction on almost any surface.

Model # 44203





X-TYPE LOCKS

2" wide laminated steel body with 5 anti-pick solid brass pins. Dual locking hardened steel shackle. Shackle clearance 1 1/4" Vertical, 1" Horizontal. Includes 1 key.

Model # XTKA

SUPER SAVINGS!



MASTERLOCK PRO LOCK

Masterlock Pro Series Weather Tough™ padlock with 2 1/8" wide steel case and 5-pin W6000 removable cylinder. Replaceable 5/16" diameter case-hardened boron alloy steel shackle. Shackle clearance 1 1/8" vertical, 7/8" horizontal. Dual hardened steel balls lock each shackle leg independently. Weather resistant thermal plastic lock cover and cylinder dust cover. Include 2 brass keys.

Model # 6121KA



MASTERLOCK PRO LOCK-COLORED

Built to the same specification as the Masterlock Pro Series Weather Tough™ padlock. Colors make it easy to customize lock system. 6 New VIBRANT colors!

Model # 6121KA-COLOR



PADLOCK CHAINS

Securely chain your lock to your truck. Prevent lock loss or theft. 12 per box

Model # 71-CH



KINGPIN LOCK

Steel king-pin lock fits all king pins. Prevent your trailer from getting stolen. Heavy duty lock is easy to use.

Model # KPL-1



SECURITY SEALS

Seals for trailers and bobtails prevent tampering and theft. Aluminum seals are 8 1/2" long. Embossed seal numbers allow easy tracking. Seals can be embossed with company name with minimum order.

Model # TS-8 100/set



SECURITY SEALS

Seals for trailers and bobtails prevent tampering and theft. Intermodal 3/8" bolt-style security seal. 3/8" x 2-1/2" long w/lased locking case w/steel cs. Numbered seals numbers allow easy tracking.

Model # TS-BOLT (Sold by the Each)



STEEL PLATES

Metal plates are perfect to help roll over floor cracks, elevator cracks and door thresholds. 11 gauge.

Model # SP2436 24" x 36"

Model # SP3636 36" x 36"



WALK BOARDS

Lightweight walk boards are designed for one person to handle with ease. 36" wide fits easily in the back of any van. Made with sturdy 1/2" plywood top, 1 1/4" tubing support underneath and 1/8" steel end plates. Coated with grip tread.

Model # 1377 7' 6" 700 lb. cap. 70 lbs.



STRAP ASSEMBLIES

CDS Moving Equipment manufactures and supplies the transportation industry with the highest quality cargo control equipment available. If your cargo restraint requirements are unique please contact us. We can design a system to suit your needs.

Please read the important information regarding what load capacities really mean. We believe that purchasers and the user must understand the correct application and the strength of the strap assemblies purchased. The user should evaluate working load requirements before selecting appropriate hardware and strap assemblies. Remember, all strap assemblies or systems are as strong as their weakest component, including the point of attachment.

WHAT IS WORKING LOAD CAPACITY? This is the maximum load a component or assembly should be subjected to during routine use. For your safety, CDS recommends that "working load capacity" not exceed one-third (1/3) the component an/or assembly "breaking strength capacity".

WHAT IS A RATED LOAD CAPACITY? Ratings are generally established and/or regulated by industry or legislative standards and may vary from industry to industry. For example, the 1387 California Highway Patrol rating for flatbed tie-downs is established at 70% of the breaking strength capacity of web binders or 80% of the breaking strength capacity or force required to cause permanent distortion of component hardware, whichever is less.

IT IS THE OWNERS' AND USERS' RESPONSIBILITY TO DETERMINE SUITABILITY OF A PRODUCT FOR ANY PARTICULAR USE. CHECK ALL APPLICABLE INDUSTRY, TRADE ASSOCIATION, FEDERAL, STATE AND LOCAL REGULATIONS. READ ALL OPERATING INSTRUCTIONS AND WARNINGS CAREFULLY.

All ratings shown in this catalog are based on the product being new, and applied in normal environmental conditions. Special consideration must be given to item selection when unusual conditions can be expected. Particular caution should be exercised to avoid exposing the product to sharp or abrasive edges or acids.

Products are subject to age, wear and deterioration, all of which cause a reduction in the products' breaking strength capacity. We recommend that all products be regularly inspected. ANY WORN, DEFORMED, MISUSED OR OVERLOADED PRODUCTS SHOULD BE REPLACED IMMEDIATELY.

REMEMBER: The component with the lowest breaking strength capacity in the entire system will probably fail first. Each component of the entire systems plays an important part in restraining cargo. It is important that tie-downs be attached to components that are of sufficient strength to properly secure the load. For example, if one anchors a standard web binder assembly with a rated load capacity of 12,000 lbs. to a device with a breaking strength capacity of 5,000 lbs., then that system will fail at 5,000 lbs.

This information is provided to you because we believe that purchasers and the user must understand the correct application and strength of products purchased.



STANDARD STRAP ASSEMBLIES

This line of standard pull tight cam buckle straps is designed to meet virtually all of your load securing needs. Designed for use with trucks equipped with E-track rails. Durable 2" wide webbing has a 4 foot fixed end length. 1,000 lb. working load capacity.

- Model # 4019-12E** 12' yellow
- Model # 4019-16E** 16' gray
- Model # 4019-20E** 20' blue



STANDARD STRAP ASSEMBLIES WITH DOUBLE FIXED ENDS

Designed to the same specs of our Standard Strap Assemblies, this strap has two fixed ends allowing you to place the pull cam closer to or further away from the wall, depending on your needs. Designed for use with trucks equipped with E-track rails. Equipped with one 42" fixed end and 6" fixed end. 1,000 lb. working load capacity.


- Model # 40602-17-3** 12' yellow
- Model # 40602-18-3** 16' gray
- Model # 40602-19-3** 20' blue



RATCHET BUCKLE STRAPS

Designed for exterior or flat-bed trucks, ratchet buckle binders are versatile tie-downs. They can be positioned on the load for maximum load security. Simple to operate standard ratchet binders are supplied with a 2" polyester webbing. 2" flat hooks on both strap ends. 30' long

- Model # 45983-11** 1,600 lb. working load cap.
- Model # 45982-11** 3,300 lb. working load cap.



- RENTAL EQUIPMENT
- MOVING EQUIPMENT
- FURNITURE PADS
- WAREHOUSE EQUIPMENT
- APPLIANCE DOLLIES
- HAND TRUCKS
- VAN EQUIPMENT
- CARGO CONTROL**
- RAMPS/WALK BOARDS
- RETAIL MATERIAL
- BOXES
- PACKING MATERIAL
- LABELS



RATCHET STRAP ASSEMBLIES

This line of ratchet straps is designed to meet virtually all of your load securing needs. Designed for use with trucks equipped with E-track rails. Durable 2" wide webbing has a 4 foot fixed end length. 1,000 lb. working load capacity.

Model # 5N7H7H-144P2	12'	yellow
Model # 5N7H7H-192P2	16'	gray
Model # 5N7H7H-240P2	20'	blue



AUTO TIE DOWNS

Our auto tie down strap was designed specifically for securing automobiles while in transport. Unique cluster hook provides multiple hook styles to fit a wide variety of automobiles. Fixed end of strap utilizes a spring loaded E-track fitting. Durable 2" wide webbing with a 1' fixed end length is 8' long overall. Ratchet buckle ensures load is properly secured.

1,000 working load capacity per strap.

Model # 96P2-SP yellow



ROPE TIE OFFS

E-track rope tie off allows rope or tie webbing to be used with an E-track system. Click the rope tie off into the E-track rail and the fixed D-ring provides the perfect tie down loop. Flexible webbing between E-track fitting and D-ring allows tie off to twist or flex to fit a variety of tie down situations. 1,000 working load capacity.

Model # 40386-11



DELUXE END FITTING SWIVEL D-RING

The deluxe end fitting swivel D-ring allows rope or tie webbing to be used with an E-track system. Click into the E-track rail and the fixed D-ring provides the perfect tie down loop.

1,000 working load capacity.

Model # SP



MINI CARGO STRAP

The mini cargo strap is a ratchet buckle cargo strap for medium-weight loads. 1" webbing is secured with a heavy-duty ratchet buckle. 1" narrow hook and keeper ends make securing your strap or load easy. 1' fixed end. 3,300 breaking strength, 1,100 working load capacity

Model # 43887-10 16'

Model # 43887-11 20'

STUDIO STRAP

Durable 1" wide webbing with vinyl covered S' hook ends. Ratchet buckle allows you to secure any load. This strap is a versatile all purpose strap. 16' long with 15" fixed end.

Model # 42192-15

MOTORCYCLE STRAP

Our motorcycle straps are made of durable 1" webbing with plastic coated open hooks on both ends. Pull tight buckle provides easy use and load security. Ideal for motorcycles and bicycles or a variety of multi-use situations . 6' overall length. 400 lb. working load capacity.

Model # 41048-10

ALL PURPOSE STRAP

All purpose strap with one alligator style buckles gives you all the versatility to secure bundles of items. Perfect for bundles of pads, boxes, rug runners and more. 1" wide webbing x 15'

Model # 46328-15

RUBBER TENSION TIES

Produced from the finest synthetic EPT rubber, our rubber tension ties have exceptional ozone resistance and stretch resiliency. Maintains constant uniform tension. Holds tarps securely. Quickly and easily secure rugs, appliance and hand trucks, van pads, dollies, piano boards, etc. much faster than using rope. (10 per pack)

	LENGTH	
	WITH HOOKS	SPAN
Model # 41569-10	14"	15" - 20"
Model # 41569-11	19"	20" - 30"
Model # 41569-12	25"	30" - 40"
Model # 41569-13	35"	40" - 55"
Model # 41569-14	41"	50" - 70"



RENTAL EQUIPMENT
MOVING EQUIPMENT
FURNITURE PADS
WAREHOUSE EQUIPMENT
APPLIANCE DOLLIES
HAND TRUCKS
VAN EQUIPMENT
CARGO CONTROL
RAMPS/WALK BOARDS
RETAIL MATERIAL
BOXES
PACKING MATERIAL
LABELS

CUSTOM STRAP ASSEMBLIES

CDS can create custom cargo control strap assemblies to meet your unique needs. Using our list of parts and webbing, you can design your own straps, which we custom sew in our facility. To design your custom strap, follow the instructions below to create your strap code. All straps are manufactured in our Compton, California location. Call your custom strap code in to our Compton customer service department and you are on your way to creating your own custom cargo control strap assembly.

DESIGNING A CUSTOM CARGO CONTROL STRAP ASSEMBLY

Buckle Number Code	End Fitting on Fixed End	End Fitting on Adjustable End	Fixed End Length Inches	Overall Length Inches	Type of Webbing
XX	XX	XX	XX	XX	XXX

STRAP WEBBING

2" Yellow	2" Yellow	2" Blue	2" Gray	4" Yellow	1" Black
12,000 lb. breaking strength	6,000 lb. breaking strength	6,000 lb. breaking strength	6,000 lb. breaking strength	24,000 lb. breaking strength	4,500 lb. breaking strength
4,000 lb. working load cap.	2,000 lb. working load cap.	2,000 lb. working load cap.	2,000 lb. working load cap.	12,000 lb. working load cap.	1,500 lb. working load cap.
Model # P1Y	Model # P2Y	Model # P2B	Model # P2G	Model # P5Y	Model # N4B






2" E-TRACK FITTING
1,000 lb. working load cap.
Model # 7H



2" NARROW HOOK
1,600 lb. working load cap.
Model # 2L



1" CAM BUCKLE
600 lb. working load cap.
Model # 5K




2" SLAT HOOK
1,000 lb. working load cap.
Model # 30



2" NARROW HOOK
4,400 lb. working load cap.
Model # 5L



2" CAM BUCKLE
1,000 lb. working load cap.
Model # 6G



2" FLAT HOOK
3,300 lb. working load cap.
Model # 02



1" NARROW HOOK
1,000 lb. working load cap.
Model # 21



1" RATCHET
1,400 lb. working load cap.
Model # 2H



4" FLAT HOOK
5,000 lb. working load cap.
Model # 2D



2" D RING
1,600 lb. working load cap.
Model # 12A



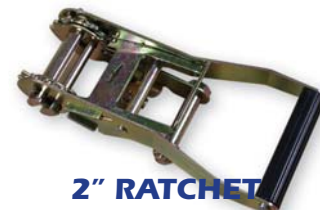
2" RATCHET
1,600 lb. working load cap.
Model # 3P



2" SNAP HOOK
1,600 lb. working load cap.
Model # 01



1" D RING
1,600 lb. working load cap.
Model # 18



2" RATCHET
3,300 lb. working load cap.
Model # 4N



2" DELUXE END FITTING
1,000 lb. working load cap.
Model # SP



1 1/4" OPEN HOOK
750 lb. working load cap.
Model # 42



CLUSTER HOOK
Model # 2P



TIE WEBBING

Superior to rope for tying loads inside trucks. Flat webbing reduces rope damage to items.

- Model # VE-1** 1" nylon webbing
150' roll
- Model # VE-1-15** 1" nylon webbing
15' w/ sewn loop on one end
- Model # VE-2** 2" cotton webbing
100' roll



CALIFORNIA POLY TRUCK ROPE

Heavy duty three-strand rope that will last three times longer than manila rope. Will not rot or mildew. Black with orange.

- Model # CT3800** 3/8" x 600'
- Model # CT3800-1200** 3/8" x 1,200'
- Model # CT7600** 7/16" x 600'
- Model # CT1200-50** 1/2" x 50'
- Model # CT1200** 1/2" x 600'
- Model # CT5800** 5/8" x 600'



SISAL TWINE

Strong and soft sisal rope is perfect for general purpose tying and packing.

- Model # SR1450** 1/4" x 50' 3-ply
- Model # VE-16** 10 lb. ball 2-ply
(approx. 300')



E-TRACK RAILS

The standard in the shipping industry. E-track rails are designed to accept Series E end fittings, beam sockets and decking beams. Made from 12 gauge steel. Minimum yield stress of 45,000 psi. 10' lengths.

- Model # 40837-10** Horizontal rail
- Model # 40838-10** Vertical rail

BEAM SOCKETS

Designed to click into E-track rails. Socket holds 2" wide beams. Using a commercial grade douglas fir, a 2 x 4 can safely carry 80 lbs. for decking. A 2 x 6 can carry 200 lbs. with a dynamic load of 5 G's. For shoring applications a 2 x 4 will hold 100 lbs. A 2 x 6 will hold 1,500 lbs. with a dynamic load of 2 G's.

Model # 44019-10

DECKING BEAMS

Designed for use with E-track systems. These decking beams retract and expand from 90" to 102" to fit most standard truck sizes.


- Model # DB102** 2,200 lb. cap. (Standard Duty)
- Model # DBHD102** 3,000 lb. cap. (Heavy Duty)

PAN FITTINGS

Pan fittings provide you with the perfect permanent rope tie down D-ring. Designed for low profile mounting in trucks and cargo containers. Our pan fittings are made from high quality corrosion-resistant material and zinc plated steel. Trim plate collar is made of high density polyethylene.

500 lb. working load capacity.

Model # 45545-15




- RENTAL EQUIPMENT
- MOVING EQUIPMENT
- FURNITURE PADS
- WAREHOUSE EQUIPMENT
- APPLIANCE DOLLIES
- HAND TRUCKS
- VAN EQUIPMENT
- CARGO CONTROL**
- RAMPS/WALK BOARDS
- RETAIL MATERIAL
- BOXES
- PACKING MATERIAL
- LABELS



CARGO BAR/LOAD LOCK BAR

Made of high strength aluminum, our cargo bar extends to fit tight against the sides of the inside of truck walls and locks in place without excessive pressure. Molded rubber feet grip the walls to provide cargo holding ability. Adjusts from 89" to 105".

Model # 10088



CARGO HOOPS

Hoops attach to our load lock bars to help restrain small packages over a large area. Set of two hoops and all attachment hardware for easy mounting to load lock. **Model # 10096**



RATCHET BUCKLE STRAPS

Designed for exterior or flat-bed trucks, ratchet buckle binders are versatile tie-downs. They can be positioned on the load for maximum load security. Simple to operate standard ratchet binders are supplied with a 2" polyester webbing. 2" flat hooks on both strap ends. 30' long

Model # 45983-11 1,600 lb. working load cap.

Model # 45982-11 3,300 lb. working load cap.



WINCH STRAP ASSEMBLIES

Designed for use on trucks with built-in strap winches. 4" wide webbing is approved for highway use. 12,000 lb. rating.

- Model # 43795-10-30** 30' long with flat hook
- Model # 43795-13-30** 30' long with sewn loop



TRAILER WINCHES

Designed to be used with web straps up to 4" wide.

- Model # LP-C** Low profile combination winch. Use with cable or web. (weld on)
- Model # LP-C-P** Low profile combination winch. Use with cable or web (bolt on)
- Model # L-P** Low profile winch. Use with web. (weld on)
- Model # LP-P** Low profile winch. Use with web. (bolt on)
- Model # HP** High profile winch. Use with web. (weld on)
- Model # HP-C** High profile combination winch. Use with cable or web. (weld on)
- Model # HP-C-P** High profile combination winch. Use with cable or web. (bolt on)
- Model # HP-P** High profile winch. Use with web. (bolt on)



TARPS

Extra heavy duty polypropylene tarps. Metal gromits allow tarps to be tied down securely.

- Model # 070685** 12' x 24' GRAY
- Model # 070686** 18' x 24' GRAY
- Model # 070690** 20' x 20' GRAY
- Model # 070696** 20' x 40' GRAY
- Model # T-1012** 10' x 12' BLUE
- Model # T-2020** 20' x 20' BLUE



RENTAL EQUIPMENT | MOVING EQUIPMENT | FURNITURE PADS | WAREHOUSE EQUIPMENT | APPLIANCE DOLLIES | HAND TRUCKS | VAN EQUIPMENT | **CARGO CONTROL** | RAMP/S/WALK BOARDS | RETAIL MATERIAL | BOXES | PACKING MATERIAL | LABELS



WINCH BAR

Steel winch bar is angled with a tapered tip for easy operation. Heat treated tip for maximum service life. 35" overall length.

Model # 42313-10

Standard winch bar

Model # 42313-11

Combination winch bar



LOAD BINDERS

Load binders are constructed of curable 70 grade steel. 16" lever has a 4 1/2" takeup. 4,700 lb. working load limit.

Model # BX-320

Leverage binder

Model # BXR-310

Ratcheting binder



TIE-DOWN CHAINS

Forged grade 70 chain with clevis grab hooks on each end.

Model # 45881-10

5/16" x 20'

4,700 lb. load limit

Model # 45881-10-14

5/16" x 14'

4,700 lb. load limit

Model # 45881-11

3/8" x 20'

6,600 lb. load limit



FOLDING RAMPS

Lightweight folding ramps are designed for one person to handle with ease. Durable aluminum construction. Anti-slip high traction surface. Perfect for curbs, stoops or truck decks. 600 lb. capacity. 30" wide.

Single Fold Ramps

- Model # SFR-SFW330** 3' 15 lbs.
- Model # SFR-SFW530** 5' 20 lbs.
- Model # SFR-SFW630** 6' 24 lbs.

Double Fold Ramps

- Model # DFR-WCR530** 5' 30 lbs.
- Model # DFR-WCR630** 6' 35 lbs.



ALUMINUM CURB RAMP

Lightweight, corrosion-resistant aluminum. Safety walk strips for secure footing. Hand hole for easy handling. Good for curbs up to 6" high. 27" x 27"

Model # NCRU2727



ALUMINUM CURB RAMP

Lightweight, corrosion-resistant aluminum. Raised punch holes provide superior traction. Won't collect ice, snow, or debris. Hand hole for easy handling. Good for curbs up to 6" H. 27" x 27"

Model # CRP2727



ALUMINUM CURB RAMP

Lightweight, corrosion-resistant aluminum. Diamond tread surface for secure footing. Hand hole for easy handling. Good for curbs up to 6" high. 24" x 26"


Model # CR24X26



SAFE STRIDE

Anti-slip covering for walk boards and ramps. One gallon covers approximately 80 sq. ft.

Model # VE-9



B&P ALUMINUM VAN RAMPS

B&P ramps are portable and strong. All ramps have improved traction to prevent slipping. Level-off apron at the top creates a smooth transition from the ramp to the deck of your truck.

**RAMP HEIGHT**

Matching the length of a ramp to the service height is important. Too short of a ramp will create a steep slope making it hard to move and control heavy items. B&P ramps are designed with a slanted lip at the top of the ramp to match the ramp angle to the flat platform at the top. Using the incorrect length ramp may prevent a smooth transition at the top of the ramp.

28" Wide Models

Ramp Length	Height Range	Weight Cap lbs.	Model #	Weight lbs.
4'	12"	2,000	PR2804-A	41
5'	16"	2,000	PR2805-A	48
6'	21"	2,800	PR2806-A	48
7'	25"	1,800	PR2807-A	56
8'	29"	1,700	PR2808-A	63
9'	33"	1,650	PR2809-A	70
10'	38"	1,500	PR2810-A	77
12'	46"	1,400	PR2812-A	92
14'	54"	1,200	PR2814-A	107
16'	62"	1,000	PR2816-A	121

38" Wide Models

Ramp Length	Height Range	Weight Cap lbs.	Model #	Weight lbs.
4'	12"	2,000	PR3804-A	41
6'	21"	2,800	PR3806-A	48
7'	25"	1,800	PR3807-A	56
8'	29"	1,700	PR3808-A	63
9'	33"	1,650	PR3809-A	70
10'	38"	1,500	PR3810-A	77
12'	46"	1,400	PR3812-A	92
14'	54"	1,200	PR3814-A	107
16'	62"	1,000	PR3816-A	121



EMTEK ALUMINUM STANDARD DUTY APRON RAMPS

Emtek ramps are made from 6061 "hard" aluminum for strength and durability. A 20° grade angle gives you a gradual incline for easy cargo control. The anti-slip floor design ensures sure footing. 3 1/8" curb height

Ramp Length	Height Range	Weight Cap lbs.	Ramp Model #	Weight lbs.	Overall Width	Inside Width
6'	21"	1,500	40630 MVR	65	30"	28"
8'	30"	1,500	40830 MVR	87	30"	28"
10'	38"	1,500	41030 MVR	109	30"	28"
12'	46"	1,500	41230 MVR	130	30"	28"
14'	54"	1,200	41430 MVR	150	30"	28"
6'	21"	1,500	40636 MVR	85	36"	34"
8'	30"	1,500	40836 MVR	105	36"	34"
10'	38"	1,500	41036 MVR	130	36"	34"
12'	46"	1,500	41236 MVR	150	36"	34"
14'	54"	1,200	41436 MVR	180	36"	34"



EMTEK HEAVY DUTY VAN RAMPS

Emtek ramps are made from 6061 "hard" aluminum for strength and durability. A 20° grade angle gives you a gradual incline for easy cargo control. The anti-slip floor design ensures sure footing. 3 1/8" curb height 4,000 lb. capacity

Ramp Length	Height Range	Weight Cap lbs.	Ramp Model #	Weight lbs.	Overall Width	Inside Width
6'	16"	4,000	40639 HDMVR	94	39"	37"
8'	22"	4,000	40839 HDMVR	125	39"	37"
10'	28"	4,000	41039 HDMVR	157	39"	37"
12'	35"	4,000	41239 HDMVR	188	39"	37"
14'	41"	4,000	41439 HDMVR	220	39"	37"
16'	48"	4,000	41639 HDMVR	251	39"	37"

RENTAL EQUIPMENT
MOVING EQUIPMENT
FURNITURE PADS
WAREHOUSE EQUIPMENT
APPLIANCE DOLLIES
HAND TRUCKS
VAN EQUIPMENT
CARGO CONTROL
RAMPS/WALK BOARDS
RETAIL MATERIAL
BOXES
PACKING MATERIAL
LABELS



EMTEK ALUMINUM SPLIT LOCK LOADING RAMP

- Engineered for safety, strength and handling ease
- Manufactured with 6061 "hard" aluminum
- Use two halves for auto loading, or lock together to make 1 ramp for equipment loading
- 3 1/8" curb height
- 6,000 lb. capacity per pair (rated load for 8' wheel base or longer)

Ramp Length	Height Range	Weight Cap lbs.	Ramp Model #	Weight Split	Overall Locked	Inside Locked	Overall Split	Inside Split
10'	20"-28"	6,000	41038 SLR	75 lbs.	38"	36"	19"	18"
12'	25"-34"	6,000	41238 SLR	90 lbs.	38"	36"	19"	18"
14'	29"-40"	6,000	41438 SLR	102 lbs.	38"	36"	19"	18"

MELCHER FIBERGLASS SPLIT RAMPS

Make loading simple and safe with the original Melcher fiberglass ramp. Over 30 models to choose from, single and dual, sizes 6' to 16'. Exclusive computerized fiberglass application process and high quality materials have made Melcher the industry leader. All ramps feature improved super traction non-skid surface and self storing ball locking pin.



MELCHER FIBERGLASS AUTO LOADER RAMPS

Ramp Length	Height Range	Weight Cap lbs.	Ramp Model #	Ramp Width	Weight lbs.
6'	12"-18"	4,000	636AL	36"	75
8'	16"-24"	4,000	836AL	36"	95
10'	20"-30"	5,000	1036AL	36"	135
12'	26"-35"	5,000	1236AL	36"	155
14'	30"-45"	5,000	1436AL	36"	175
16'	34"-50"	5,000	1636AL	36"	220

MELCHER REPLACEMENT AUTO LOADER HALVES

Ramp Length	Height Range	Weight Cap lbs.	Ramp Model #	Ramp Width	Weight lbs.
12'	26"-35"	2,500	1218AL	18"	78
14'	30"-45"	2,500	1418AL	18"	88
16'	34"-50"	2,500	1618AL	18"	110

When ordering replacement halves, please specify male or female pin set



MELCHER SINGLE FIBERGLASS RAMPS



HEAVY DUTY SINGLE FIBERGLASS RAMP

Ramp Length	Height Range	Weight Cap lbs.	Ramp Model #	Ramp Width	Weight lbs.
6'	12"-18"	3,000	636	36"	75
7.5'	13"-22"	3,000	7530	30"	75
8'	16"-24"	3,000	836	36"	95
10'	20"-30"	3,000	1030	30"	103
10'	20"-30"	3,000	1036	36"	130
12'	26"-35"	3,000	1230	30"	134
12'	26"-35"	3,000	1236	36"	150
14'	30"-45"	3,000	1436	36"	170

LIGHTER DUTY SINGLE FIBERGLASS RAMP

Ramp Length	Height Range	Weight Cap lbs.	Ramp Model #	Ramp Width	Weight lbs.
7'	12"-28"	1,500	726	26"	50
10'	12"-30"	1,500	1026	26"	84
10'	12"-30"	1,500	1029	29"	95
12'	16"-38"	1,500	1226	26"	98
12'	16"-38"	1,500	1229	29"	110
14'	18"-46"	1,500	1426	26"	116

LITE LOADER SINGLE AND DUAL FIBERGLASS RAMPS

Ramps can be used as one ramp, or separate into 2 separate 13" wide ramps.

Perfect for loading riding mowers, golf carts, go-carts or other small vehicles.

Ramp Length	Height Range	Weight Cap lbs.	Ramp Model #	Ramp Width	Weight lbs.
10'	20"-30"	1,500	1026DR	26"	89
12'	26"-35"	1,500	1226DR	26"	101
14'	30"-45"	1,500	1426DR	26"	121

MELCHER RAMP RESURFACING KIT

Resurface your worn Melcher ramps with a resurfacing kit.

Model # SK

MOBILE DOCK

THE ONE-MAN LOADING SYSTEM FOR TRUCKS OR FOR RAIL CARS

- Full length 8" high safety curbs
- All-weather serrated traction grating
- Painted steel construction
- Usable ramp width,
62" on 70" models,
76" on 84" models
- Height range:
37" to 62" with standard suspension
39" to 62" with air springs (optional)



Ramp Length	Level Off	Weight Cap lbs.	Dock Model #	Weight lbs. *	Dock Width
36'	6'	16,000	ME167036	4,020	70"
38'	8'	16,000	ME167038	4,215	70"
36'	6'	16,000	ME168436	4,590	84"
38'	8'	16,000	ME168438	4,820	84"
36'	6'	20,000	ME207036	4,095	70"
38'	8'	20,000	ME207038	4,285	70"
36'	6'	20,000	ME208436	4,680	84"
38'	8'	20,000	ME208438	4,945	84"
36'	6'	25,000	ME257036	4,240	70"
38'	8'	25,000	ME257038	4,645	70"
36'	6'	25,000	ME258436	4,910	84"
38'	8'	25,000	ME258438	5,185	84"

* All weights less tow bar



PORTABLE DOCK BOARDS

- Steel or Aluminum
- Beveled Edges
- Taper-Lock Position Stop
- Custom Crowning
- Tread Plate Deck
- Tire Saver Curbs with Cast Curb Ends



STEEL DOCKBOARDS

10,000 lb. Axle Load Capacity

Board Size	Height Range	Board Model #	Weight lbs.
60" W x 48" L	5" - 7"	10SC6048	276
60" W x 54" L	6" - 8"	10SC6054	311
60" W x 60" L	7" - 9"	10SC6060	345
60" W x 66" L	8" - 10"	10SC6066	380
60" W x 72" L	8.5" - 11"	10SC6072	414
72" W x 60" L	7" - 9"	10SC7260	414

15,000 lb. Axle Load Capacity

Board Size	Height Range	Board Model #	Weight lbs.
60" W x 48" L	5" - 7"	15TFL6048	430
60" W x 60" L	7" - 9"	15TFL6060	540
60" W x 66" L	8" - 10"	15TFL6066	580
60" W x 72" L	8.5" - 11"	15TFL6072	625
60" W x 78" L	9" - 12"	15TFL6078	710
60" W x 84" L	10" - 13"	15TFL6084	750
72" W x 60" L	7" - 9"	15TFL7260	625
72" W x 66" L	8" - 10"	15TFL7266	670
72" W x 78" L	9" - 12"	15TFL7278	820
72" W x 84" L	10" - 13"	15TFL7284	870

ALUMINUM DOCK BOARDS

10,000 lb. Axle Load Capacity

Board Size	Height Range	Board Model #	Weight lbs.
60" W x 36" L	5"	ADS106036	126
60" W x 48" L	7"	ADS106048	169
60" W x 60" L	10"	ADS106060	211
60" W x 72" L	12"	ADS106072	261
72" W x 36" L	5"	ADS107236	174
72" W x 48" L	7"	ADS107248	190
72" W x 60" L	10"	ADS107260	237

15,000 lb. Axle Load Capacity

Board Size	Height Range	Board Model #	Weight lbs.
60" W x 36" L	5"	ADS15-6036	153
60" W x 48" L	7"	ADS15-6048	204
60" W x 60" L	10"	ADS15-6060	255
60" W x 72" L	12"	ADS15-6072	314
72" W x 36" L	5"	ADS15-7236	193
72" W x 48" L	7"	ADS15-7248	255
72" W x 60" L	10"	ADS15-7260	322

T-L PLATES**3/8" Thick Tread Plate**

Plate Size	Height Range	Weight Cap lbs.	Plate Model #	Weight lbs.
36" W x 24" L	3"	3,500	E3624	51
36" W x 30" L	4"	3,000	E3630	58
36" W x 36" L	5"	2,500	E3636	68
36" W x 48" L	7"	1,900	E3648	87
48" W x 24" L	3"	5,200	E4824	62
48" W x 30" L	4"	4,100	E4830	72
48" W x 36" L	5"	3,500	E4836	83
48" W x 42" L	6"	3,000	E4842	96
48" W x 48" L	7"	2,600	E4848	107
48" W x 60" L	9"	1,800	E4860	132
60" W x 24" L	3"	5,700	E6024	71
60" W x 30" L	4"	4,600	E6030	85
60" W x 36" L	5"	4,100	E6036	98
60" W x 42" L	6"	3,500	E6042	115
60" W x 48" L	7"	2,900	E6048	129
60" W x 60" L	10"	2,000	E6060	160
72" W x 48" L	7"	3,400	E7248	151


1/2" Thick Tread Plate

Plate Size	Height Range	Weight Cap lbs.	Plate Model #	Weight lbs.
48" W x 24" L	3"	8,200	EH4824	75
48" W x 30" L	4"	6,300	EH4830	90
48" W x 36" L	5"	5,300	EH4836	104
48" W x 42" L	6"	4,300	EH4842	122
48" W x 48" L	7"	3,800	EH4848	137
48" W x 60" L	10"	2,900	EH4860	168
60" W x 30" L	4"	7,800	EH6030	108
60" W x 36" L	5"	6,600	EH6036	125
60" W x 42" L	6"	5,500	EH6042	148
60" W x 48" L	7"	4,800	EH6048	164
60" W x 60" L	10"	3,700	EH6060	203



T-L PLATES

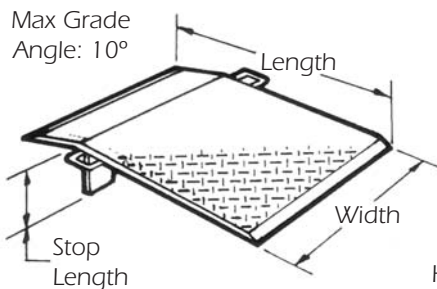
- ECONOMICAL
- CONVENIENT
- TIME SAVERS
- Plate comes with two handles standard to provide easy convenient handling (Meets OSHA regulation 1910-30)
- Tread plate surface for good traction, extended service life
- Painted "Safe-T-Lane" edges for high visibility
- 11" apron plus stops for safe in-position anchoring
- Machine beveled entry and exit edges for smooth bump free operation
- All plates provide broad height difference service range (Not recommended for forklift use)



LIFTING CHAINS

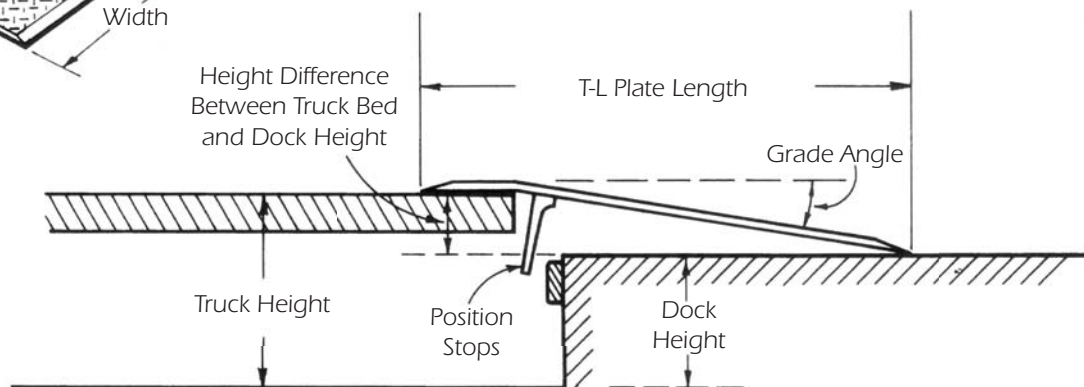
Attachable/Detachable chains, used for forklift handling of plates.

Model # LC



SELECTING THE PROPER PLATE

- Determine the minimum width required. Width of the plate should be 12" wider than the loads or the equipment being moved across the T-L plate.
- Determine the height difference service range. Height difference is the greatest difference, in inches, between your dock height and truck levels



RENTAL EQUIPMENT | MOVING EQUIPMENT | FURNITURE PADS | WAREHOUSE EQUIPMENT | APPLIANCE DOLLIES | HAND TRUCKS | VAN EQUIPMENT | CARGO CONTROL | RAMPS/WALK BOARDS | RETAIL MATERIAL | BOXES | PACKING MATERIAL | LABELS

RETAIL PACKING MATERIAL

Our PacEase line of packing material is designed to improve your profits. Don't send your self packing customers to a box store. PacEase products are designed by professional movers to ensure the safest easiest move.



CUSTOM GLASS AND DISH SETS

Designed to use with a standard 1.5 book box. Includes foam pouches and corrugated divider cells.

Custom Glass Set includes:
12 - 7" x 11" glass pouches complete with cell dividers
Model # CGS

Custom Dish Set includes:
6 - 12" x 12" dinner plate pouches
6 - 9" x 9" salad plate pouches
6 - 7" x 11" glass pouches
6 - 7" x 7" saucer pouches complete with cell dividers
Model # CDS



PEANUT PACK

Retail packaged peanut pack, prevents shifting during moves.
3/4 cu ft. bag
Model # PP121



BUBBLE PACK

Retail packaged bubble wrap, perforated every 12" for ease of use.

Large Bubble
12" x 20" x 1/2" bubbles
Model # 12201

Small Bubble
12" x 30" x 3/16" bubbles
Model # 12301



EZ GLASS AND DISH SETS

Similar to our CDS and CGS kits, the EZ kits are designed to use with the larger EZ box.

EZ Glass Kit includes:
18 - 7" x 11" glass pouches complete with cell dividers
Model # EZ-G

EZ Dish Kit includes:
8 - 12" x 12" dinner plate pouches
16 - 9" x 9" salad plate pouches complete with cell dividers
Model # EZ-D



CUSHION FOAM

Retail packaged cushion foam, perforated every 12" for ease of use.

Model # 12401



EZ BOX

24" x 12" x 11 1/4"
With hand holes
Model # .EZ-B



BOXED NEWSPAPER

A standard for any packing job. Your customers will appreciate the easy to transport box.

10 lb. bundle. 27" x 30" sheets
Model # BN



BOX CELL KIT

Designed for use with standard 5.0 dish-pack boxes. Corrugated cells and dividers keep items separated. For additional protection, use with newsprint or foam pouches. (not included)

Kit includes:
1 set of 14" high corrugated cells
2 sets of 17" high corrugated cells
2 - 17 3/4" x 17 3/4" divider sheets
Model # BCK2



PAPER MATS

Multi-use paper pads, protects and cushions.
50" X 65"

Model # PM-PE



RETAIL PACKING MATERIAL

For more information on our full line of PacEase retail packing and storage products, call the CDS location nearest you and ask for a free catalog. Keep your customers coming back with our custom private label program.

CARPET DEFENSE

Small rolls of poly mask floor protection keeps your customers' floors clean.
6 rolls per box
24" x 50' per roll
Model # CD-PE



MATTRESS BAGS

A standard necessity for all moves.
Model # MTB-CDS Twin
Model # MFB-CDS Full
Model # MOB-CDS Queen
Model # MKB-CDS King



FOAM POUCHES

Perfect for packing dishes, glasses and breakables safely.
Model # PEFP-1212 12" X 12" (10 per pack, 6 packs per case)
Model # PEFP-99 9" x 9" (10 per pack, 9 packs per case)
Model # PEFP-711 7" X 11" (10 per pack, 9 packs per case)
Model # PEFP-77 7" X 7" (10 per pack, 7 packs per case)



FURNITURE BAGS

Perfect protection for your customers' chairs and sofas.
Model # CB-CDS Chair
Model # SCB-CDS Sofa



BOXED BUBBLE

A standard necessity for all moves
Model # BP-12BOX 50' L x 12" W
Model # BPM-12BOX 100' L x 12" W
Model # BPS-12BOX 175' L x 12" W



TAPE

A basic necessity for every move is tape. Our professional tape is retail packaged for easy sales.
Model # 6RT-PE 6 pack, 6 per case
Model # 3RWD-PE 3 pack w/ dispenser, 12 per case



DRI-IT

Humidity absorber helps prevent moisture damage during long distance moves or storage.
Model # DRI



MOVING KIT

This kit contains everything your self-packing customer needs to do the job right. Includes boxes, tape and bubble wrap. The retail box is easy to sell and easy for your customers to pack in their car.
Model # MK-PE



RENTAL EQUIPMENT | MOVING EQUIPMENT | FURNITURE PADS | WAREHOUSE EQUIPMENT | APPLIANCE DOLLIES | HAND TRUCKS | VAN EQUIPMENT | CARGO CONTROL | RAMP/S/WALK BOARDS | RETAIL MATERIAL | BOXES | PACKING MATERIAL | LABELS

DURALOCK

PacEase offers a complete line of Duralock locks to meet your security needs. All Duralock locks contain high quality features such as dual-locking hardened steel shackles, mushroom pins to prevent lock picking and brass cylinders that offer a lifetime of rust free service.

Duralock Pro-Line Laminated Padlock

Heavy laminated chrome plates. Hardened chromed-steel shackle with double locking heel and toe. 5-pin solid brass cylinder. Packaged for resale. Thousands of different key combinations.

Model #	Size	Case Qty.
PLL-40CKD	1 1/2"	10 PER BOX
PLL-44CKD	1 3/4"	10 PER BOX
PLL-44CKD/2	1 3/4"	5 PER BOX
PLL-50CKD	2"	10 PER BOX



Duralock Pro-Line Disc Lock

The premium in lock protection. Stainless steel laser welded body. Hardened and chromed double locking steel shackle. Impervious to rust and corrosion. 6 pin solid brass tumbler with anti-pick mushroom keys allows 7000 usable key combinations. 3 drain holes. Packaged for resale.

Model #	Size	Case Qty.
PLD-70CKD	2 3/4"	10 PER BOX
PLD-70CKD/2	2 3/4"	5 PER BOX



Duralock Disc Lock

Stainless steel laser welded body fends off bolt cutters and hack saws. 5 pin cylinder with anti-pick mushroom keys. 3 drain holes. Packaged for resale. Value priced.

Model #	Size	Case Qty.
D-70CKD	2 3/4"	10 PER BOX



Quality locks at affordable prices are a must for any Self Storage facility. Years of experience, combined with the latest design techniques, make Duralock brand locks key to your success. Thousands of key combinations and hardened steel shackles create the security your customers need.





Slat Wall Units

Attractive retail slat wall. Easily screw-mounts on walls. Call for available sizes. White.

Model # SWD-SIZE



Spinner Rack Display

3-tier spinner rack. 62" high.

Model # SRD-62



Deluxe Box Display Unit

Conveniently display a wide assortment of retail products and boxes. 67"H x 32"W x 48"D. Easy bolt-together assembly.

Model # PEDU



Wire Bin

Black metal wire bin. Perfect for bulky or miscellaneous items. 18"L x 18"W x 30"H. Easy assembly. Cushion foam not included.

Model # WUB-1



Mini Box Rack

Complete unit comes as shown with 3 slots to hold boxes. 34"L x 24"W x 24"H. Easy bolt-together assembly.

Model # MBR-4100

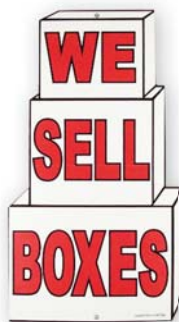
Expand your box rack by one slot. One side rail and base per set.

Model # MBR-1100



Box Salesman Display

3-tier plastic box display. 48" H **Model # BSD**



Flat Box Salesman Display

Flat display hangs easily in your window. 42"H **Model #BSD-F**



Banner

3'H x 10'W vinyl banner. Good for outdoor display.

Model # BANNER



Price Display Cards

Available for PacEase products 8 1/2" x 11" or 5 1/2" x 8 1/2"

Model # PEPDC

RENTAL EQUIPMENT | MOVING EQUIPMENT | FURNITURE PADS | WAREHOUSE EQUIPMENT | APPLIANCE DOLLIES | HAND TRUCKS | VAN EQUIPMENT | CARGO CONTROL | RAMP/S/WALK BOARDS | RETAIL MATERIAL | BOXES | PACKING MATERIAL | LABELS

PACKING & MOVING BOXES

Model #	Description	Dimensions	Bundle	Skid	Cu. Ft.
.11	Mini Box	18" x 9" x 12 5/8"	25	600	1.1
.15	Small Book	16 3/8" x 12 5/8" x 12 5/8"	20	560	1.5
.30	Medium	18 1/8" x 18" x 16"	20	280	3.0
.45	Large	18" x 18" x 24"	15	270	4.5
.60	Extra Large/Lamp Shade	22" x 22" x 21 1/2"	10	140	6.0
.61	Extra Large (Tall)	24 1/8" x 18" x 24"	10	140	6.1
.50	Dish Pack	18" x 18" x 27"	Each/10	180	5.06
.MD	Mini Dish Pack	18" x 18" x 14"	Each	180	
.C7	7" Cells for Dish Pack	6 Pieces per Set	10	480	
.C14	14" Cells for Dish Pack	4 Pieces per Set	10	480	
.DIV	Divider Sheets for Dish Pack	17 3/4" x 17 3/4"	50	1800	6.7
.HDS-24	Heavy Duty Shipper 24" (Double Wall)	24" x 24" x 24"	Each/10	90	
.HDS-32	Heavy Duty Shipper 24" (Double Wall)	32" x 22" x 24"	Each/10	90	
.LAMP	Lamp Carton	14" x 14" x 40"	15	300	
.35MB	Mighty Box	18" x 18" x 20"	10	150	3.5
.PBOX	Parts Box/Open First	12 1/2" x 12 1/2" x 12"	25	600	
.EB	Electronics Box (Double Wall)	20" x 20" x 12"	Each	80	
.GCB	Grandfather Clock Box	16 1/2" x 25" x 80"	Each	Each	
.SB100	Sofa Box (Triple Walled)	100" x 40" x 40"	Each	Each	

OFFICE MOVING BOXES

.15AB	Auto Bottom Book with Handles	17 1/2" x 12 3/8" x 12 1/2"	10	360	1.5
.RST	Record Storage Top	15 5/16" x 12"	25	1,200	
.RSB	Record Storage Bottom w/ Handles	15 5/16" x 12" x 10"	25	600	1.04

WARDROBE BOXES

.WD24	24" Wardrobe w/ Handles	24" x 20" x 47 3/8"	Each/5	80	13.3
.WD24S	24" Shorty Wardrobe Box	24" x 20" x 36"	Each/5	80	
.BAR24	24" Hanger Bar	24"	Each/5	80	
.WD20	20" Wardrobe w/ Handles	20" x 19 3/4" x 45 3/4"	Each/5	80	10.6
.WD20S	20" Shorty Wardrobe Box	20" x 20" x 34"	Each/5	80	
.BAR20	20" Wardrobe Bar	20"	Each/5	80	
.LDWD	Lay Down Wardrobe	39" x 19" x 9"	15	300	3.4

MATTRESS BOXES

.CRIB	Crib Mattress	27" x 5 1/2" x 52 1/2"	Each	130	
.3/3	Twin/Single Mattress	39" x 7 1/4" x 75"	Each	130	
.4/6	Full/Double Mattress	54" x 7 1/4" x 75"	Each	130	
.Q	Queen	61" x 7 1/2" x 80"	Each	130	
.KOS	King - Queen Split (Telescope 2 pieces)	84 1/16" x 7 3/16" x 35 1/2"	Each	130	
.KOSPT	K - Q Split Pillow top (Telescope 2 pieces)	84 9/16" x 15" x 35 3/8"	Each	130	

MIRROR BOXES

.M2S	Small Mirror (Telescope 2 pieces)	24" x 4" x 26" Each Piece	10 pieces	240	
.M2	Medium Mirror (Telescope 2 pieces)	37 5/16" x 4 5/16" x 26 7/8" Each Piece	10 pieces	140	
.M2UL	Large Mirror (Telescope 2 pieces)	48" x 4 3/8" x 32 3/4" Each Piece	10 pieces	140	
.M4	Four-Piece Mirror (Set of 4 pieces)	35" x 4" x 47 3/4" Each Piece	5 sets	75 sets	



RENTAL EQUIPMENT
MOVING EQUIPMENT
FURNITURE PADS
WAREHOUSE EQUIPMENT
APPLIANCE DOLLIES
HAND TRUCKS
VAN EQUIPMENT
CARGO CONTROL
RAMPS/WALK BOARDS
RETAIL MATERIAL
BOXES
PACKING MATERIAL
LABELS

HEAVY DUTY MIRROR BOXES

Model #	Description	Dimensions	Bundle	Skid
.MHD-2418	200# Double Wall Kraft	24" x 6" x 18"	Each	75
.MHD-3024	200# Double Wall Kraft	30" x 6" x 24"	Each	75
.MHD-3630	200# Double Wall Kraft	36" x 6" x 30"	Each	75
.MHD-4433	200# Double Wall Kraft	44" x 6" x 33"	Each	75

PLASMA/FLAT SCREEN TV BOXES

PLASMA-48	350# Double Wall Kraft	48 3/4" x 10 1/2" x 38 3/8"	Each	80
PLASMA-56	350# Double Wall Kraft	56" x 8 3/4" x 37 1/2"	Each	80
PLASMA-65	500# Double Wall Stitched	64" x 10" x 42"	Each	80
PLASMA-75	500# Double Wall Stitched	70" x 10" x 44"	Each	80

TV FOAM CORNERS

Designed for Plasma/Flat Screen boxes
8" x 9" x 6"

Model # TV-CORNER

TV FOAM UPRIGHTS

Designed for Plasma/Flat Screen boxes
15"H x 9 1/2" x 3" - U Channel Foam

Model # TV-UPRIGHT

BIKE CARTON

44 ECT w/ handles
52" x 9" x 28"

Model # .BIKE

AIR FREIGHT CONTAINERS

- Heavy duty double wall construction
- Easy to knock down for storage
- Approved for domestic and international shipping

D CONTAINER

275# double wall, w/ pallet
58" x 41" x 45" - Certified Wood

Model # D-CONT

E CONTAINER

61 ECT double wall
41 1/4" x 28 1/4" x 25 1/16"

Model # E-CONT

EH CONTAINER

275# double wall
35" x 20 3/4" x 20 1/4"

Model # EH-CONT

LDN CONTAINER

275# double wall
54" x 54" x 56" - Certified Wood

Model # LDN-CONT

HOLD BAGGAGE CONTAINERS

- Heavy duty double wall construction
- Military approved
- Replaces wood crates

6.92 CUBE H.B.C.

37 3/4" x 19 3/4" x 17 5/8" 200# double wall

Model # .HBC-692

10 CUBE H.B.C.

24" x 24" x 30" 600# double wall

Model # .HBC-100

10 CUBE H.B.C. TRI-WALL

24" x 24" x 30" 900# triple wall

Model # .HBC-100TW

11.02 CUBE H.B.C.

24 5/8" x 24 5/8" x 31 1/4" 600# double wall

Model # .HBC-1102

13.8 CUBE H.B.C.

200# test, double-wall
37" x 19" x 33 5/8" 600# double wall

Model # .HBC-138

15 CUBE H.B.C.

37" x 19" x 37" 600# double wall

Model # .HBC-150

15.67 CUBE H.B.C.

60" x 19" x 23" 600# double wall
Model # .HBC1567 (Special Order Only)

17.97 CUBE H.B.C.

42" x 29" x 25 1/2" 600# double wall

Model # .HBC-1797

20.4 CUBE H.B.C.

37" x 26" x 37" 600# double wall

Model # .HBC-204

BIKE/CRIB H.B.C.

67" x 12 1/2" x 40" 600# double wall

Model # .HBC-BIKE

RENTAL
EQUIPMENT

MOVING
EQUIPMENT

FURNITURE
PADS

WAREHOUSE
EQUIPMENT

APPLIANCE
DOLLIES

HAND
TRUCKS

VAN
EQUIPMENT

CARGO
CONTROL

RAMPS/
WALK BOARDS

RETAIL
MATERIAL

BOXES

PACKING
MATERIAL

LABELS

PACKING MATERIAL

30 LB. NEWSPRINT

Great for wrapping dishes and other breakables. Clean white unprinted newspaper. Approx. 27" x 30". Rolled bundle. 66 per skid (1,980 lb.)
Model # .NR27

25 LB. NEWSPRINT

Approx. 25" x 30". Tri-folded in a poly bag. 80 per skid (2,000 lb.)
Model # .NR25
(Chicago only)

PAPER PADS

Protect furniture and other large delicate items by wrapping with paper pads. The practical solution for shipping overseas or long term storage.

Deluxe HD kraft outer sleeve
1 cushion, 1 non-woven inner layer
approx. 58" x 60"
25 per bundle, 750 per skid
Model # .PPS

Universal HD kraft outer sleeve
1 cushion inner
approx. 58" x 60"
25 per bundle, 750 per skid
Model # .PPSVP

International kraft/non-woven outer
1 cushion inner
approx. 60" x 72"
25 per bundle, 500 per skid
Model # .PP-INTL

30# kraft outer sleeve
1 ply, 1 non-woven inner layer
approx. 60" x 72"
25 per bundle, 1,000 per skid
(Chicago area only)
Model # .PPC-6072

EZ-PACK FOR PICTURES

4 foam corners with plastic strapping
For use with picture boxes, 4" thick
Model # EZ-P

V - BOARD

Laminated paperboard in a rigid right-angle configuration. Perfect for protection, containment, stabilization and strengthening.
Model # VB-48 48" x 2 1/2" x 2 1/2"
Model # VB-72 72" x 3" x 3"

COMPUTER KEYBOARD BAGS

Reusable, anti-static, zip-lock bags
14" x 24", 200 per case
Model # KB-1424

COMPUTER MONITOR BAGS

Protect the delicate screens on today's flat screen LCD and plasma monitors. Slip-over bags are offered in either foam or bubble wrap styles. Large sizes are designed to accommodate the most popular size monitors found in most office moves. 100 per case.

Model # FOAMFSMB2317.5
Foam Bag 23" X 17 1/2"

Model # FOAMFSMB3020
Foam Bag 30" x 20"

Model # FOAMFSMB4024
Foam Bag 40" x 24"

Model # FSMB2317.5
Bubble Bag 23" X 17 1/2"

Model # FSMB3327
Bubble Bag 33 1/2" X 27 1/2"

20" STRETCH WRAP

80 gauge film, 1,000' L x 20" W
w/ extended core handles
4 rolls per case
Model # SW-20

18" STRETCH WRAP

80 gauge film, 1,500' L x 18" W
no handles
4 rolls per case
Model # SW-18

EZ WRAPPER RINGS

Reusable dispenser handles for SW-18
Model # SW-DR

CUSHIONING MATERIAL

Polyethylene foam, cellulose wadding, tissue and kraft paper all are handy for packing and shipping. They help absorb vibrations and keep fragile items stationary during handling. They're clean too, which saves from mess and cleanup for both the shipper and the receiver.

12" LARGE ROLLED BUBBLE

Light barrier polyethylene
1/2" thick bubble, perf. 12"
250' L x 12" W
Model # BP-12

12" LARGE ROLLED BUBBLE SHORT ROLL

Light barrier polyethylene
1/2" thick bubble, perf. 12"
125' L x 12" W
Model # BP-12R

24" LARGE ROLLED BUBBLE

Light barrier polyethylene
1/2" thick bubble, perf. 12"
250' L x 24" W
Model # BP-24

24" LARGE ROLLED BUBBLE SHORT ROLL

Light barrier polyethylene
1/2" thick bubble, perf. 12"
125' L x 24" W
Model # BP-24R

48" LARGE ROLLED BUBBLE

Light barrier polyethylene
1/2" thick bubble, perf. 12"
250' L x 48" W
Model # BP-48

12" SMALL ROLLED BUBBLE

Light barrier polyethylene
3/16" thick bubble, perf. 12"
750' L x 12" W
Model # BPS-12

12" SMALL ROLLED BUBBLE SHORT ROLL

Light barrier polyethylene
3/16" thick bubble, perf. 12"
300' L x 12" W
Model # BPS-12R



PACKING MATERIAL

24" SMALL ROLLED BUBBLE

Light barrier polyethylene
3/16" thick bubble, perf. 12"
750' L x 24" W

Model # BPS-24

48" SMALL ROLLED BUBBLE

Light barrier polyethylene
3/16" thick bubble, perf. 12"
750' L x 48" W

Model # BPS-48

**24" ANTISTATIC
LARGE ROLLED BUBBLE**

Light barrier polyethylene
1/2" thick bubble, perf. 12"
250' L x 24" W

Model # BP-24AS

**48" ANTISTATIC
LARGE ROLLED BUBBLE**

Light barrier polyethylene
1/2" thick bubble, perf. 12"
250' L x 48" W

Model # BP-48AS

**48" ANTISTATIC
SMALL ROLLED BUBBLE**

Light barrier polyethylene
3/16" thick bubble, perf. 12"
750' L x 48" W

Model # BPS-48AS

12" LARGE BOXED BUBBLE

Light barrier polyethylene
1/2" thick bubble, perf. 12"
In retail box
50' L x 12" W

Model # BP-12BOX

12" MEDIUM BOXED BUBBLE

Light barrier polyethylene
5/16" thick bubble, perf. 12"
In retail box
100' L x 12" W

Model # BPM-12BOX

12" SMALL BOXED BUBBLE

Light barrier polyethylene
3/16" thick bubble, perf. 12"
In retail box
175' L x 12" W

Model # BPS-12BOX

12" CUSHION FOAM

Polyethylene foam
1/8" thick, perf. 12"
450' L x 12" W

Model # CF-12

24" CUSHION FOAM

Polyethylene foam
1/8" thick, perf. 12"
450' L x 24" W

Model # CF-24

48" CUSHION FOAM

Polyethylene foam
1/8" thick, perf. 12"
450' L x 48" W

Model # CF-48

48" DOLPHIN FOAM

.8 mil laminated gray foam
Punctured for ventilation
3/16" thick
250' L x 48" W

Model # DF-48

60" DOLPHIN FOAM

.8 mil laminated gray foam
Punctured for ventilation
3/16" thick
250' L x 60" W

Model # DF-60-1

CUSHION PACK

1/4" thick tissue with 30# kraft back.
200' L x 48" W no perf.

Model # CP-448K

GLASSINE PAPER

Semitransparent, grease free, acid
free. Approx. 24 lbs. per roll
690' L x 48" W

Model # GP-48

KRAFT PAPER

50# basis weight
1025' L x 48" W

Model # KP-48

**WATERPROOF KRAFT
PAPER**

Asphalt laminated kraft
600' L x 48" W

Model # WKP

48" ROLLED CORRUGATED

Single face kraft corrugated paper
250' L x 48" W

Model # RC-48

72" ROLLED CORRUGATED

Single face kraft corrugated paper
250' L x 72" W

Model # RC-72

CORRUGATED SHEETS

Kraft corrugated sheets
300 per skid
96" L x 48" W

Model # .CS-4896 48" x 96"
200# test

Model # .CS-4048 40" x 48"
32 ECT

Model # .CS-4896DW 48" x 96"
275# test double walled

PEANUT PACK

Pink styrofoam loose fill
14 cu. ft. per bag

Model # PP

**ANTI-STATIC
PEANUT PACK**

Styrofoam loose fill
14 cu. ft. per bag

Model # PP-AS

TISSUE

#1 white tissue paper
1 ream per package
10 reams per case
24" x 36" sheets

Model # T

1" STYROFOAM SHEETS

1" x 24" x 48"
24 per bundle

Model # .FS1

2" STYROFOAM SHEETS

2" x 24" x 48"
12 per bundle

Model # .FS2

WASHER LOCKS

Styrofoam Y shaped agitator stabilizer
25 per case

Model # WL

RENTAL
EQUIPMENTMOVING
EQUIPMENTFURNITURE
PADSWAREHOUSE
EQUIPMENTAPPLIANCE
DOLLIESHAND
TRUCKSVAN
EQUIPMENTCARGO
CONTROLRAILS/
WALK BOARDSRETAIL
MATERIAL

BOXES

PACKING
MATERIAL

LABELS

TAPE

TAPE DISPENSER

Accommodates 3" core x 2" wide tape with clutch

Model # MTD-101

TAN**VINYL PACKING TAPE**

Hot melt

1.6 mil thick

55 yd. x 2"

36 rolls per case

Model # VE-8

Available in 110 yd. x 2"

Model # VE-8110

CLEAR**VINYL PACKING TAPE**

Hot melt

1.6 mil thick

55 yd. x 2"

36 rolls per case

Model # VE-8C

Available in 110 yd. x 2"

Model # VE-8110C

TAN**NATURAL RUBBER PACKING TAPE**

1.8 mil thick

55 yd. x 2"

36 rolls per case

Model # 501-T

Available in 110 yd. x 2"

Model # 501-110T

CLEAR**NATURAL RUBBER PACKING TAPE**

1.8 mil thick

55 yd. x 2"

36 rolls per case

Model # 501-C

Available in 110 yd. x 2"

Model # 501-110C

PAPER PACKAGING TAPE

Kraft flat back paper

USPS/UPS approved

7.4 mil thick

1 7/8" wide

Model # PT30

30 yds.

30 rolls per case

Model # PT55

55 yds.

24 rolls per case

MASKING TAPE

Natural color crepe paper

5.6 mil thick

60 yd. per roll

Model # MSK1

1"

36 rolls per case

Model # MSK15

1 1/2"

24 rolls per case

Model # MSK2

2"

24 rolls per case

2" PAINTERS TAPE

Blue

60 yd. x 2"

24 rolls per case

Model # PMT

FILAMENT TAPE

Natural color polyester, reinforced

with fiberglass yarn filament

Rubber blend adhesive

5.6 mil thick

60 yd. per roll

Model # NT12

1/2"

72 rolls per case

Model # NT

1"

36 rolls per case

Model # NT-20

2"

24 rolls per case

DUCT TAPE

Polyethylene coated cloth

Rubber blend adhesive

Silver-gray

10.5 mil thick

24 rolls per case

60 yd. x 2"

Model # DUT

VELCRO

Hook and loop fastener tape rolls

Model # V-BF58

5/8" x 25 yd. Black Loop

Model # V-BM58

5/8" x 25 yd. Black Hook

Model# V-BF34

3/4" x 25 yd. Black Loop

Model# V-BM34

3/4" x 25 yd. Black Hook

Model# V-BF1

1" x 25 yd. Black Loop

Model# V-BM1

1" x 25 yd. Black Hook

Model# V-WF58

5/8" x 25 yd. White Loop

Model# V-WM58

5/8" x 25 yd. White Hook

Model# V-WF34

3/4" x 25 yd. White Loop

Model# V-WM34

3/4" x 25 yd. White Hook

Model# V-WF1

1" x 25 yd. White Loop

Model# V-WM1

1" x 25 yd. White Hook



CLEAR POLYETHYLENE FURNITURE COVERS

Protect chairs, sofas and mattresses from soil and water damage. Keeps upholstery looking fresh and new. A must for movers or storage warehouses. Easy to use perforated rolls. Simply tear off one at a time at perforations.

Model #	Description	Dimensions	Quantity per Roll
CC-100	Chair Cover - 1 mil	76" x 42"	100
SC-100	Sofa Cover - 1 mil	134" x 42"	100
MCT-200	Twin Bed - 2 mil	39" x 10" x 87"	50
MCO-200	Queen Bed - 2 mil	60" x 10" x 90"	50
MCK-200	King Bed - 2 mil	74 1/2" x 12" x 94 1/2"	50
MCK-400	King Bed - 4 mil	76" x 15" x 102"	25

CLEAR POLYETHYLENE SHEETS 4.0 MIL THICK

Model #	Dimensions	Weight
104C	10' x 100'	20 lbs.
124C	12' x 100'	24 lbs.

CLEAR VISQUEEN

Model #	Dimensions	Weight
108C	10' X 100'	8 mil
122C	12' X 200'	2 mil
213C	21' X 200'	3 mil
221C	21' X 100'	3.75 mil

PARTS BAG

Eliminate claims for misplaced parts. Simply tie the bag onto the furniture where parts belong. Super strong, clear polyethylene bags with draw string to provide quick positive closure. 5" x 8" each. 500 per box.

Model # 120A

RENTAL
EQUIPMENT

MOVING
EQUIPMENT

FURNITURE
PADS

WAREHOUSE
EQUIPMENT

APPLIANCE
DOLLIES

HAND
TRUCKS

VAN
EQUIPMENT

CARGO
CONTROL

RAMPS/
WALK BOARDS

RETAIL
MATERIAL

BOXES

PACKING
MATERIAL

LABELS

RENTAL EQUIPMENT
MOVING EQUIPMENT
FURNITURE PADS
WAREHOUSE EQUIPMENT
APPLIANCE DOLLIES
HAND TRUCKS
VAN EQUIPMENT
CARGO CONTROL
RAMPS/WALK BOARDS
RETAIL MATERIAL
BOXES
PACKING MATERIAL



COMMERCIAL MOVERS LABELS

Easy to see - easy to read - easy to use!
Saves you time and money. Eliminate lost time and prevent placement problems on all commercial moves. Special adhesive is removable on most surfaces. (Always test before use.)
Pressure sensitive. 1,000 per pack (1-color per pack)

Model # 1012-COLOR 3" x 2" sheets

10 Colors to Choose From

- Black
- Blue
- Brown
- Green
- Grey
- Orange
- Pink
- Purple
- Red
- Yellow

Custom printed labels are available with minimum quantity orders.

DOUBLE NUMBERED INVENTORY TAPE

A complete inventory control, simple to use and complies with all MTMC regulations. Each tape roll is consecutively numbered for easy tracking.

- List tape lot number and tape color on inventory to ensure proper identification.
- Place inventory tape on item.
- Record and note tape piece number, item and condition on the inventory form.
- Apply MTMC tape number to one general area I.E. on the back of each piece for easy identification.

Model # 1002 1-200

Model # 1003 1-300

Model # 1005 1-500

Custom printed tape rolls are available with minimum quantity orders.



FRAGILE LABELS

Strong Adhesive won't let you down.
Bright color to bring attention to your boxes.
500 Labels per roll.
Labels are 3"x 5"

Model # FL 500 Labels Per Roll



ORDERING INFORMATION

The quickest and easiest way to place your order is to call the CDS location nearest you. Your order will receive our prompt attention. Due to our large inventory, your order will usually ship the next day.

Our Pricing Policy:

It is our goal to provide you with the highest quality products at the most affordable prices available. Due to factor beyond our control ALL PRICES ARE SUBJECT TO CHANGE WITHOUT NOTICE.

Delivery:

We offer FREE DELIVERY within a 100 mile radius of our warehouses on purchase orders exceeding \$350. Call the CDS branch nearest you for information regarding rental minimums.

Return Policy:

Unused goods returned to our facility for any reason, within 10 days of purchase, will be accepted for exchange or credit at the discretion of CDS Moving Equipment. Please call CDS in advance, on all returns, to receive a return authorization number.

Applicable state sales tax will be collected on all orders, unless CDS holds a valid resale exemption certificate from the purchaser.

Although we strive to keep all of our customers advised of changes in our pricing, we cannot absorb manufactures' price increases which are beyond our control. ALL PRICES ARE SUBJECT TO CHANGE WITHOUT NOTICE. Invoices will be bill with the price in effect at the time of delivery.

RECOMMENDED VAN EQUIPMENT

26-FOOT MOVING VAN

- 10 - Dozen full-size 72" x 80" furniture pads
- 4 - Dozen 54" 72" space savers
- 12 - 12' logistic straps with spring ends
- 2 - 16' logistic straps with spring ends
- 18 - Rope tie-offs with spring ends
- 6 - Dozen rubber bands
- 1 - 8' or 10' walk board
- 4 - Carpeted 4-wheel furniture dollies
- 1 - Rubber capped 4-wheel piano dolly
- 1 - Appliance hand truck
- 1 - Set of three highway safety reflectors
- 1 - 6' dual step ladder
- 2 - 150' tie webbing
- 1 - Piano board
- 2 - 15' floor runners
- 1 - Set of wheel chocks
- 1 - fire extinguisher
- 1 - Rubber band holder
- 2 - Door jam protector pads
- 6 - Padlocks
- 1 - Curb Ramp
- 1 - Door Protector Pad
- 2 - Appliance Mats

53-FOOT MOVING VAN

- 24 - Dozen full-size 72" x 80" furniture pads
- 10 - Dozen 54" x 72" space savers
- 12 - 12' logistic straps with spring ends
- 20 - 16' logistic straps with spring ends
- 10 - 20' logistic straps with spring ends
- 30 - Aluminum shoring beams
- 6 - Dozen rubber bands
- 1 - 8' or 10' walk board
- 1 - 14' or 16' auto-loader ramp set
- 4 - Carpeted 4-wheel furniture dollies
- 2 - Rubber capped 4-wheel piano dolly
- 1 - Appliance hand truck
- 1 - Set of three highway safety reflectors
- 1 - 6' dual step ladder
- 2 - 150' tie webbing
- 1 - Piano board
- 2 - 20' floor runners
- 1 - Set of wheel chocks
- 1 - fire extinguisher
- 1 - Rubber band holder
- 2 - Door jam protector pads
- 14 - Padlocks
- 8 - Auto tie downs
- 1 - Curb Ramp
- 1 - Door Protector Pad
- 2 - Appliance Mats

RENTAL
EQUIPMENTMOVING
EQUIPMENTFURNITURE
PADSWAREHOUSE
EQUIPMENTAPPLIANCE
DOLLIESHAND
TRUCKSVAN
EQUIPMENTCARGO
CONTROLRAMPS/
WALK BOARDSRETAIL
MATERIAL

BOXES

PACKING
MATERIAL

LABELS

MOVER SUPPLY LOCATOR

Need Packing Material? Need Moving Equipment?

NEW APP to locate what you need on the road!



Created by **CDS MOVING EQUIPMENT, INC.** to serve the interstate drivers and dispatchers.

National Professional Suppliers of packing material and equipment with wholesale pricing at your fingertips!

DOWNLOAD THE APP. IT'S FREE!



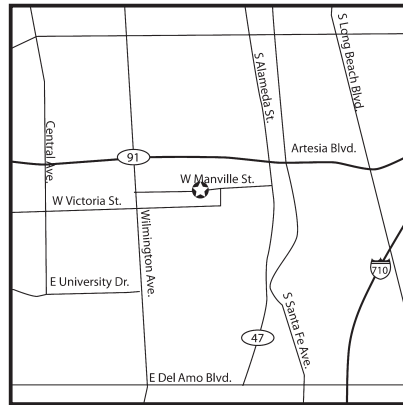
SCAN or SEARCH:
"Mover Supply Locator"



RENTAL EQUIPMENT
MOVING EQUIPMENT
FURNITURE PADS
WAREHOUSE EQUIPMENT
APPLIANCE DOLLIES
HAND TRUCKS
VAN EQUIPMENT
CARGO CONTROL
RAMPS/WALK BOARDS
RETAIL MATERIAL
BOXES
PACKING MATERIAL
LABELS

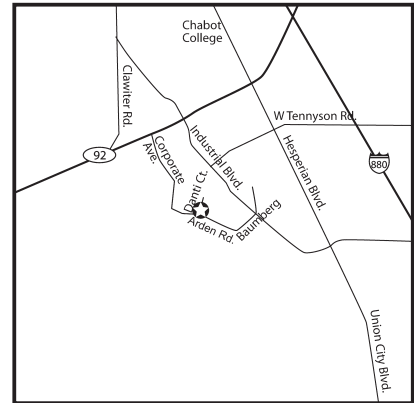
SOUTHERN CALIFORNIA

375 W. Manville St.
 Rancho Dominguez, CA 90220
 800-225-3659
 310-631-1100
 Fax: 310-631-2235
 e-mail: cds-usa@cds-usa.com



SAN FRANCISCO BAY AREA

26511 Danti Court
 Hayward, CA 94545
 800-323-6559
 510-670-0234
 Fax: 510-670-0244
 e-mail: hayward@cds-usa.com



SACRAMENTO/RENO

925 National Drive #103
 Sacramento, CA 95834
 800-439-3934
 916-419-1604
 Fax: 916-419-1201
 e-mail: sacramento@cds-usa.com



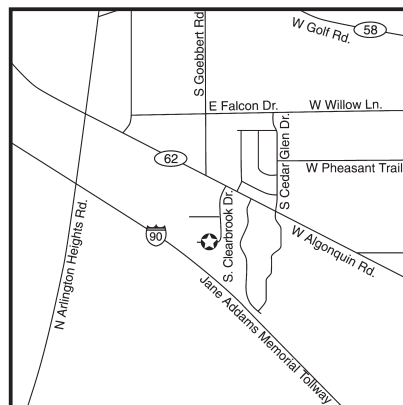
LAS VEGAS/ARIZONA

4171 Distribution Circle #103
 N. Las Vegas, NV 89030
 888-323-6559
 702-639-0337
 Fax: 702-639-0475
 e-mail: lasvegas@cds-usa.com



MIDWEST

2636 S. Clearbrook Dr.
 Arlington Heights, IL 60005
 888-795-0199
 847-437-9334
 Fax: 847-437-9335
 e-mail: chicago@cds-usa.com



RENTAL EQUIPMENT | MOVING EQUIPMENT | FURNITURE PADS | WAREHOUSE EQUIPMENT | APPLIANCE DOLLIES | HAND TRUCKS | VAN EQUIPMENT | CARGO CONTROL | RAMP/WALK BOARDS | RETAIL MATERIAL | BOXES | PACKING MATERIAL | LABELS

